

**BESV** Experience  
Amazing



---


## Our Commitment

BESV is committed to creating premium electric bicycles and accessories that combine advanced software technology, manufacturing innovation, and unique, stylish designs, all in order to bring customers a truly amazing user-experience.



## Our Story

BESV was founded on certain enduring principles.



### Beautiful

We are driven to create products that capture people's imagination, so our products must be as Beautiful as they are functional.



### Eco-friendly

We choose to make products that are Eco-friendly, so our products must contribute to an improving environment.



### Smarter

We are committed to applying advances in technology to make products that are Smarter, so our products must be intelligent enough to respond intuitively to different users and changing conditions.



### Vision

Together, these three principles form a Vision for everything we do. Together, they create our name—BESV. And together, these principles have guided the development of our BESV pedal-assisted electric bicycles.

CT / TR





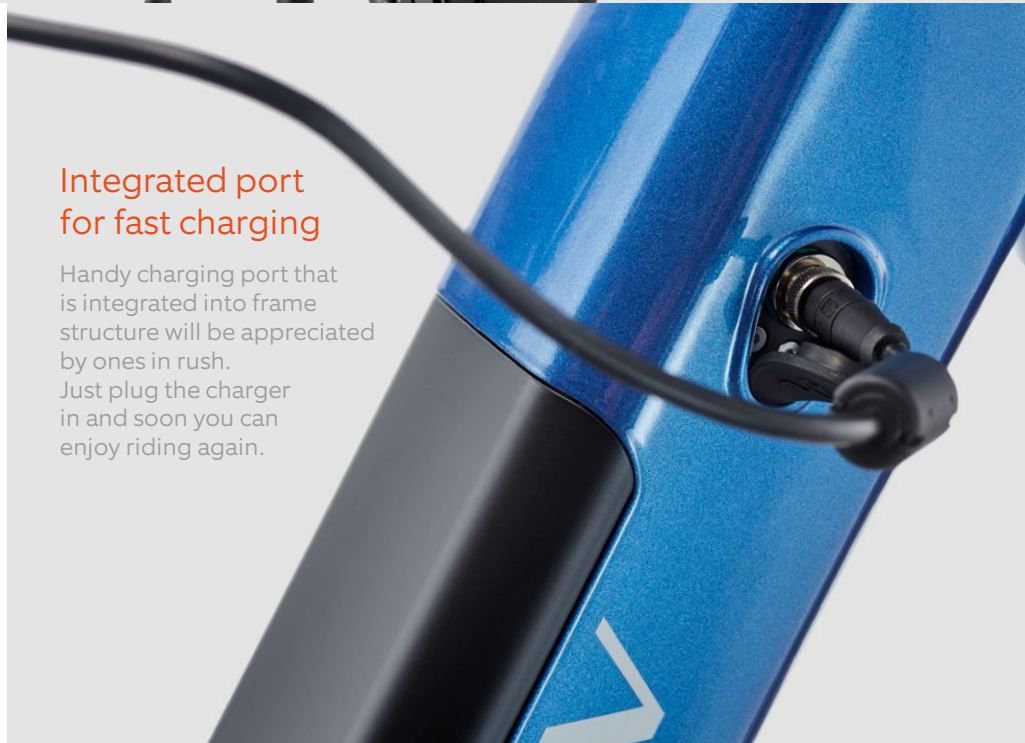
### Clean and readable cockpit

All the information about your riding status is easy to find thanks to an easy to read Shimano center located display.



### Easy to remove battery

Perfectly designed system of integrated battery holders and latch helps to remove and install battery without any special tools needed. Easy turn the key to open position and your battery is accessible to take it with you for charging.



### Integrated port for fast charging

Handy charging port that is integrated into frame structure will be appreciated by ones in rush. Just plug the charger in and soon you can enjoy riding again.



### Smooth and clean look

Cable routing was designed to hide into the frame. No cables or lines disturbs the beauty of integration in our CT and TR signature models.



CITY EBIKES

CT 1.1



## HIGHLIGHTS

### DRIVETRAIN

Perfect symbiosis, the **Shimano Inter 5 Di2** gearshift harmonizes perfectly with the **Shimano E6100** engine.

### TIRES

On the safe side with the **Schwalbe Energizer Performance Plus**.

### BRAKE

Biting **Shimano MT-201** disc brake with 180/160mm rotors.

# CT 1.1

## SPECIFICATION

Sizes	Step-Over: L (55cm), XL (60cm) / Low-Step: S (45cm), M (50cm), L (55cm)
Color	Ice blue metallic with silver decals
Frame	BESV premium alloy frame with down tube for integrated Darfon battery, Shimano center-motor with protection cover, tapered 1 1/8" - 1.5" head tube, post disc mount, cold-forged dropout and replaceable hanger for Shimano inner gear hubs
Drive Unit	Shimano E-6100 center-motor, 250W rated power, 60Nm of torque, 25km/h maximum assist
Battery	Darfon integrated battery, 504Wh with 4A charger
Display	Shimano E-6100 center mounted LCD display with Bluetooth™ and ANT+ private connectivity
Fork	SunTour NCX-E, Air damping, tapered alloy steerer, travel 63mm
Crankset	Samox for Shimano Steps, 34T chainring
Bottom Bracket	Shimano, integrated in motor
Pedals	Wellgo C316DU with reflectors
Rear Derailleur	Shimano Nexus 5 speed Di2
Shifters	Shimano Nexus 5 speed Di2
Cassette	Shimano Inner Gear sprocket, 24T
Chain	KMC-Z1
Wheelset	Shimano HB-TX505 front hub, Shimano Nexus 5 speed Di2 rear hub, for Center Lock disc brakes, straight stainless steel spokes, 700c multichamber alloy rims for disc brakes with 36H
Tires	Schwalbe Energizer Plus Performance, 700×47c, Addix compound, 67 EPI wire bead, with reflective stripe
Brakeset	Shimano MT201, 2-piston hydraulic disc, with 180mm front and 160mm rear rotors
Brake Levers	Shimano MT201, 3 finger lever
Headset	First Components, 1 1/8" - 1.5" headset, retainer bearings
Handlebar	Alloy City-Trekking, rise bar, 2014 alloy, 20mm rise, sweep: 35° up, 31.8mm clamp, width: 680mm
Stem	Alloy City-Trekking, adjustable 0-90°, 31.8mm clamp
Grips	Comfortable gel grips with padding
Saddle	Comfortable saddle with D1 padding
Seatpost	Suspension seatpost, 40mm travel, 31.6mm diameter, 17mm offset
Fenders	Alloy extruded fenders, front & rear 3/4 length, stainless steel hardware
Headlight	Herrmans MR4 E-Bike, 120 Lumens, 6-12V, with reflector, stem mounted
Taillight	Herrmans H-Cargo, 6-12V, with reflector
Rear Carrier	Integrated with fender, tubular aluminium carrier, with platform and spring clamp, rear light mount
Accessories	Day light integrated in head tube, adjustable kickstand, chainguard

CITY EBIKES

CT 1.3



### HIGHLIGHTS

#### MOTOR

Powerful **Shimano E6100** engine with **504Wh** battery.

#### GEARS

Always the right gear with the **Shimano 5-speed** eBike dedicated hub.

#### TIRES

On the safe side with the **Schwalbe Energizer Performance Plus**.



# CT 1.3

## SPECIFICATION

Sizes	Low-Step: S (45cm), M (50cm), L (55cm)
Color	Ruby red metallic with silver decals
Frame	BESV premium alloy frame with down tube for integrated Darfon battery, Shimano center-motor with protection cover, tapered 1 1/8" - 1.5" head tube, post disc mount, cold-forged dropout and replaceable hanger for Shimano inner gear hubs
Drive Unit	Shimano E-6100 center-motor, 250W rated power, 60Nm of torque, 25km/h maximum assist
Battery	Darfon integrated battery, 504Wh with 2A charger
Display	Shimano E-6100 center mounted LCD display with Bluetooth™ and ANT+ private connectivity
Fork	RST, Coil damping, tapered alloy steerer, travel 50mm
Crankset	Samox for Shimano Steps, 34T chainring
Bottom Bracket	Shimano, integrated in motor
Pedals	Wellgo C316DU with reflectors
Rear Derailleur	Shimano Nexus 5 speed
Shifters	Shimano Nexus 5 speed
Cassette	Shimano Inner Gear sprocket, 24T
Chain	KMC-Z1
Wheelset	Shimano HB-TX505 front hub, Shimano Nexus 5 speed rear hub, for Center Lock disc brakes, straight stainless steel spokes, 700c multichamber alloy rims for disc brakes with 36H
Tires	Schwalbe Energizer Plus Performance, 700×47c, Addix compound, 67 EPI wire bead, with reflective stripe
Brakeset	Shimano MT201, 2-piston hydraulic disc, with 180mm front and 160mm rear rotors
Brake Levers	Shimano MT201, 3 finger lever
Headset	First Components, 1 1/8" - 1.5" headset, retainer bearings
Handlebar	Alloy City-Trekking, rise bar, 2014 alloy, 20mm rise, sweep: 35° up, 31.8mm clamp, width: 680mm
Stem	Alloy City-Trekking, adjustable 0-90°, 31.8mm clamp
Grips	Comfortable gel grips with padding
Saddle	Comfortable saddle with D1 padding
Seatpost	Alloy micro-adjust, 31.6mm diameter, 0mm offset
Fenders	Alloy extruded fenders, front & rear 3/4 length, stainless steel hardware
Headlight	Herrmans MR4 E-Bike, 120 Lumens, 6-12V, with reflector, stem mounted
Taillight	Herrmans H-Cargo, 6-12V, with reflector
Rear Carrier	Integrated with fender, tubular aluminium carrier, with platform and spring clamp, rear light mount
Accessories	Day light integrated in head tube, adjustable kickstand, chainguard

CITY EBIKES

CT LE



## HIGHLIGHTS

### MOTOR

Powerful **Shimano E6100** engine with **504Wh** battery.

### LIGHTING

Powerful **Herrmans MR4e** front light and stylish **Cargo** integrated rear light.

### GEARS

Always the right gear with the **Shimano Nexus 8-speed** hub.

# CT LE

## SPECIFICATION

Sizes	Step-Over: L (55cm), XL (60cm) / Low-Step: M (50cm), L (55cm) / Step-Through: M (50cm), L (55cm)
Color	Matt gray
Frame	BESV premium alloy frame with down tube for integrated Darfon battery, Shimano center-motor with protection cover, tapered 1 1/8" - 1.5" head tube, post disc mount, cold-forged dropout and replaceable hanger for Shimano inner gear hubs
Drive Unit	Shimano E-6100 center-motor, 250W rated power, 60Nm of torque, 25km/h maximum assist
Battery	Darfon intergrated battery, 504Wh with 4A charger
Display	Shimano E-6100 center mounted LCD display with Bluetooth and ANT private connectivity
Fork	RST, Coil damping, tapered alloy steerer, travel 50mm
Crankset	Shimano E6100, 38T chainring
Bottom Bracket	Shimano, integrated in motor
Pedals	Marwi SP827
Rear Derailleur	Shimano Nexus 8 speed
Shifters	Shimano Nexus 8 speed
Cassette	Shimano inner gear sprocket, 18T
Chain	KMC-Z1
Wheelset	Shimano HB-TX505 front hub, Shimano Nexus 8 speed rear hub, for Center Lock disc brakes, straight stainless steel spokes, 700c multichamber alloy rims for disc brakes with 36H
Tires	Schwalbe Energizer Plus Performance, 700x47c, Addix compound, 67 EPI wire bead, with reflective stripe
Brakeset	Shimano MT201, 2-piston hydraulic disc, with 180mm front and 160mm rear rotors
Brake Levers	Shimano MT201, 3 finger lever
Headset	First Components, 1 1/8" - 1.5" headset, retainer bearings
Handlebar	Alloy City-Trekking, rise bar, 2014 alloy, 20mm rise, sweep: 35° up, 31.8mm clamp, width: 680mm
Stem	Alloy City-Trekking, adjustable 0-90°, 31.8mm clamp
Grips	Comfortable gel grips with padding
Saddle	Comfortable saddle with D1 padding
Seatpost	Suspension seatpost, 40mm travel, 31.6mm diameter, 17mm offset
Fenders	Alloy extruded fenders, front & rear 3/4 length, stainless steel hardware
Headlight	Herrmans H-BLACK MR4 E-Bike, 120 Lumens, 6-12V, with reflector, stem mounted
Taillight	Herrmans H-Cargo, 6-12V, with reflector
Rear Carrier	Integrated with fender, tubular aluminium carrier, with platform and spring clamp, rear light mount
Accessories	Day light integrated in head tube, adjustable kickstand, chainguard

CITY EBIKES

CT 1.5



## HIGHLIGHTS

### MOTOR

Efficient **Shimano E5000** engine with **418Wh** battery.

### GEARS

Low-maintenance **Shimano revo** shifter with **Shimano Nexus 7-speed** hub.

### BRAKES

Biting **Shimano MT201** disc brake with **180/160mm** rotors.

# CT 1.5

## SPECIFICATION

Sizes	Low-Step: S (45cm), M (50cm), L (55cm)
Color	Matt anthracite grey with silver decals
Frame	BESV premium alloy frame with down tube for integrated Darfon battery, Shimano center-motor with protection cover, tapered 1 1/8" - 1.5" head tube, post disc mount, cold-forged dropout and replaceable hanger for Shimano inner gear hubs
Drive Unit	Shimano E-5000 center-motor, 250W rated power, 40Nm of torque, 25km/h maximum assist
Battery	Darfon integrated battery, 418Wh with 2A charger
Display	Shimano E-6100 center mounted LCD display with Bluetooth™ and ANT+ private connectivity
Fork	RST, Coil damping, tapered alloy steerer, travel 50mm
Crankset	Shimano E5010, 38T chainring
Bottom Bracket	Shimano, integrated in motor
Pedals	Wellgo C316DU with reflectors
Rear Derailleur	Shimano Nexus 7 speed
Shifters	Shimano Nexus 7 speed
Cassette	Shimano inner gear sprocket, 18T
Chain	KMC-Z1
Wheelset	Shimano HB-TX505 front hub, Shimano Nexus 7 speed rear hub, for Center Lock disc brakes, straight stainless steel spokes, 700c multichamber alloy rims for disc brakes with 36H
Tires	Kenda Khan 2 KS, 700×47c, 30 TPI wire bead, with reflective stripe
Brakeset	Shimano MT201, 2-piston hydraulic disc, with 180mm front and 160mm rear rotors
Brake Levers	Shimano MT201, 3 finger lever
Headset	First Components, 1 1/8" - 1.5" headset, retainer bearings
Handlebar	Alloy City-Trekking, rise bar, 2014 alloy, 20mm rise, sweep: 35° up, 31.8mm clamp, width: 680mm
Stem	Alloy City-Trekking, adjustable 0-90°, 31.8mm clamp
Grips	Comfortable gel grips with padding
Saddle	Comfortable saddle with D1 padding
Seatpost	Alloy micro-adjust, 31.6mm diameter, 0mm offset
Fenders	Alloy extruded fenders, front & rear 3/4 length, stainless steel hardware
Headlight	Herrmans MR GO E-Bike, 120 Lumens, 6-12V, with reflector, crow mounted
Taillight	Herrmans H-Cargo, 6-12V, with reflector
Rear Carrier	Integrated with fender, tubular aluminium carrier, with platform and spring clamp, rear light mount
Accessories	Day light integrated in head tube, adjustable kickstand, chainguard

CITY EBIKES

TR 1.1



## HIGHLIGHTS

### GEARS

Precise and quick shifting with Deore speed drivetrain.

### REAR LIGHTS

Stylish on the road, with the integrated Herrmans Cargo Light.

### CHARGER

Fast charging thanks to 4A charger.

# TR 1.1

## SPECIFICATION

Sizes	Step-Over: L (55cm), XL (60cm) / Low-Step: S (45cm), M (50cm), L (55cm)
Color	Dark green metallic with cream decals
Frame	BESV premium alloy frame with down tube for integrated Darfon battery, Shimano center-motor with protection cover, tapered 1 1/8" - 1.5" head tube, post disc mount, cold-forged dropout and replaceable hanger
Drive Unit	Shimano E-6100 center-motor, 250W rated power, 60Nm of torque, 25km/h maximum assist
Battery	Darfon integrated battery, 504Wh with 4A charger
Display	Shimano E-6100 center mounted LCD display with Bluetooth™ and ANT+ private connectivity
Fork	SunTour NCX-E, Air damping, tapered alloy steerer, travel 63mm
Crankset	Shimano E6100, 38T chainring
Bottom Bracket	Shimano, integrated in motor
Pedals	Wellgo C316DU with reflectors
Rear Derailleur	Shimano Deore
Shifters	Shimano Deore
Cassette	Shimano Deore 11 speed, 11-42T
Chain	KMC e11 EPT
Wheelset	Shimano HB-TX505 front hub, Shimano MT401 rear hub, for Center Lock disc brakes, straight stainless steel spokes, 700c multichamber alloy rims for disc brakes with 36H
Tires	Schwalbe Energizer Plus Performance, 700×47c, Addix compound, 67 EPI wire bead, with reflective stripe
Brakeset	Shimano MT201, 2-piston hydraulic disc, with 180mm front and 160mm rear rotors
Brake Levers	Shimano MT201, 3 finger lever
Headset	First Components, 1 1/8" - 1.5" headset, retainer bearings
Handlebar	Alloy City-Trekking, rise bar, 2014 alloy, 20mm rise, sweep: 35° up, 31.8mm clamp, width: 680mm
Stem	Alloy City-Trekking, adjustable 0-90°, 31.8mm clamp
Grips	Comfortable gel grips with padding
Saddle	Comfortable saddle with D1 padding
Seatpost	Alloy micro-adjust, 31.6mm diameter, 0mm offset
Fenders	Alloy extruded fenders, front & rear 3/4 length, stainless steel hardware
Headlight	Herrmans MR4 E-Bike, 120 Lumens, 6-12V, with reflector, stem mounted
Taillight	Herrmans H-Cargo, 6-12V, with reflector
Rear Carrier	Integrated with fender, tubular aluminium carrier, with platform and spring clamp, rear light mount
Accessories	Day light integrated in head tube, adjustable kickstand, chainguard

CITY EBIKES

TR 1.3



## HIGHLIGHTS

### MOTOR

Endurance thanks to **Shimano E6100** engine with **504Wh** battery.

### BRAKES

Good braking performance, even with luggage.  
**Shimano MT-201** disc brakes.

### LIGHTING

Always see whats infront of you.  
Thanks to the **Herrmans MR GO E** front light.



# TR 1.3

## SPECIFICATION

Sizes	Step-Over: L (55cm), XL (60cm) / Low-Step: S (45cm), M (50cm), L (55cm)
Color	Copper metallic with cream decals
Frame	BESV premium alloy frame with down tube for integrated Darfon battery, Shimano center-motor with protection cover, tapered 1 1/8" - 1.5" head tube, post disc mount, cold-forged dropout and replaceable hanger
Drive Unit	Shimano E-6100 center-motor, 250W rated power, 60Nm of torque, 25km/h maximum assist
Battery	Darfon integrated battery, 504Wh with 2A charger
Display	Shimano E-6100 center mounted LCD display with Bluetooth™ and ANT+ private connectivity
Fork	RST, Coil damping, tapered alloy steerer, travel 50mm
Crankset	Shimano E6100, 38T chainring
Bottom Bracket	Shimano, integrated in motor
Pedals	Wellgo C316DU with reflectors
Rear Derailleur	Shimano Deore 10 speed
Shifters	Shimano Deore 10 speed
Cassette	Shimano Tiagra 10 speed, 11-34T
Chain	KMC e10 EPT
Wheelset	Shimano HB-TX505 front hub and rear hub, for Center Lock disc brakes, straight stainless steel spokes, 700c multichamber alloy rims for disc brakes with 36H
Tires	Schwalbe Energizer Plus Performance, 700×47c, Addix compound, 67 EPI wire bead, with reflective stripe
Brakeset	Shimano MT201, 2-piston hydraulic disc, with 180mm front and 160mm rear rotors
Brake Levers	Shimano MT201, 3 finger lever
Headset	First Components, 1 1/8" - 1.5" headset, retainer bearings
Handlebar	Alloy City-Trekking, rise bar, 2014 alloy, 20mm rise, sweep: 35° up, 31.8mm clamp, width: 680mm
Stem	Alloy City-Trekking, adjustable 0-90°, 31.8mm clamp
Grips	Comfortable gel grips with padding
Saddle	Comfortable saddle with D1 padding
Seatpost	Alloy micro-adjust, 31.6mm diameter, 0mm offset
Fenders	Alloy extruded fenders, front & rear 3/4 length, stainless steel hardware
Headlight	Herrmans MR4 E-Bike, 120 Lumens, 6-12V, with reflector, stem mounted
Taillight	Herrmans H-Cargo, 6-12V, with reflector
Rear Carrier	Integrated with fender, tubular aluminium carrier, with platform and spring clamp, rear light mount
Accessories	Day light integrated in head tube, adjustable kickstand, chainguard

CITY EBIKES

TR LE



## HIGHLIGHTS

### MOTOR

Powerful **Shimano E6100** engine with **504Wh** battery.

### LIGHTING

Powerful **Herrmans MR4e** front light and stylish **Cargo** integrated rear light.

### GEARS

Wide range of gears with **Shimano Deore** 10-speed drivetrain.

# TR LE

## SPECIFICATION

Sizes	Step-Over: L (55cm), XL (60cm) / Low-Step: M (50cm), L (55cm) / Step-Through: M (50cm), L (55cm)
Color	Matt gray
Frame	BESV premium alloy frame with down tube for integrated Darfon battery, Shimano center-motor with protection cover, tapered 1 1/8" - 1.5" head tube, post disc mount, cold-forged dropout and replaceable hanger
Drive Unit	Shimano E-6100 center-motor, 250W rated power, 60Nm of torque, 25km/h maximum assist
Battery	Darfon intergrated battery, 504Wh with 4A charger
Display	Shimano E-6100 center mounted LCD display with Bluetooth and ANT private connectivity
Fork	RST, Coil damping, tapered alloy steerer, travel 50mm
Crankset	Shimano E6100, 38T chainring
Bottom Bracket	Shimano, integrated in motor
Pedals	Wellgo C316DU with reflectors
Rear Derailleur	Shimano Deore 10 speed
Shifters	Shimano Deore 10 speed
Cassette	Shimano Tiagra 10 speed, 11-34T
Chain	KMC e10 EPT
Wheelset	Shimano M475 front hub and rear hub, for 6-bolt disc brakes, straight stainless steel spokes, 700c multichamber alloy rims for disc brakes with 36H
Tires	Schwalbe Energizer Plus Performance, 700x47c, Addix compound, 67 EPI wire bead, with reflective stripe
Brakeset	Shimano MT201, 2-piston hydraulic disc, with 180mm front and 160mm rear rotors
Brake Levers	Shimano MT201, 3 finger lever
Headset	First Components, 1 1/8" - 1.5" headset, retainer bearings
Handlebar	Alloy City-Trekking, rise bar, 2014 alloy, 20mm rise, sweep: 35° up, 31.8mm clamp, width: 680mm
Stem	Alloy City-Trekking, adjustable 0-90°, 31.8mm clamp
Grips	Comfortable gel grips with padding
Saddle	Comfortable saddle with D1 padding
Seatpost	Suspension seatpost, 40mm travel, 31.6mm diameter, 17mm offset
Fenders	Alloy extruded fenders, front & rear 3/4 length, stainless steel hardware
Headlight	Herrmans H-BLACK MR4 E-Bike, 120 Lumens, 6-12V, with reflector, stem mounted
Taillight	Herrmans H-Cargo, 6-12V, with reflector
Rear Carrier	Integrated with fender, tubular aluminium carrier, with platform and spring clamp, rear light mount
Accessories	Day light integrated in head tube, adjustable kickstand, chainguard

CITY EBIKES

TR 1.5



## HIGHLIGHTS

### MOTOR

Powerful **Shimano E6100** engine with **418Wh** battery.

### GEARS

Precise shifting with the **Shimano Altus** 9-speed drivetrain.

### FRAME

Comfortabel, stiff and strong **alloy frame** designed by Besv.

# TR 1.5

## SPECIFICATION

Sizes	Step-Over: L (55cm), XL (60cm) / Low-Step: S (45cm), M (50cm), L (55cm)
Color	Dark blue metallic with cream decals
Frame	BESV premium alloy frame with down tube for integrated Darfon battery, Shimano center-motor with protection cover, tapered 1 1/8" - 1.5" head tube, post disc mount, cold-forged dropout and replaceable hanger
Drive Unit	Shimano E-6100 center-motor, 250W rated power, 60Nm of torque, 25km/h maximum assist
Battery	Darfon integrated battery, 418Wh with 2A charger
Display	Shimano E-6100 center mounted LCD display with Bluetooth™ and ANT+ private connectivity
Fork	RST, Coil damping, tapered alloy steerer, travel 50mm
Crankset	Shimano E6100, 38T chainring
Bottom Bracket	Shimano, integrated in motor
Pedals	Wellgo C316DU with reflectors
Rear Derailleur	Shimano Altus 9 speed
Shifters	Shimano Altus 9 speed
Cassette	Shimano Altus 9 speed, 11-34T
Chain	KMC e9 EPT
Wheelset	Shimano HB-TX505 front hub and rear hub, for Center Lock disc brakes, straight stainless steel spokes, 700c multichamber alloy rims for disc brakes with 36H
Tires	Schwalbe Energizer Plus Performance, 700×47c, Addix compound, 67 EPI wire bead, with reflective stripe
Brakeset	Shimano MT201, 2-piston hydraulic disc, with 180mm front and 160mm rear rotors
Brake Levers	Shimano MT201, 3 finger lever
Headset	First Components, 1 1/8" - 1.5" headset, retainer bearings
Handlebar	Alloy City-Trekking, rise bar, 2014 alloy, 20mm rise, sweep: 35° up, 31.8mm clamp, width: 680mm
Stem	Alloy City-Trekking, adjustable 0-90°, 31.8mm clamp
Grips	Comfortable gel grips with padding
Saddle	Comfortable saddle with D1 padding
Seatpost	Alloy micro-adjust, 31.6mm diameter, 0mm offset
Fenders	Alloy extruded fenders, front & rear 3/4 length, stainless steel hardware
Headlight	Herrmans MR4 E-Bike, 120 Lumens, 6-12V, with reflector, stem mounted
Taillight	Herrmans H-Cargo, 6-12V, with reflector
Rear Carrier	Integrated with fender, tubular aluminium carrier, with platform and spring clamp, rear light mount
Accessories	Day light integrated in head tube, adjustable kickstand, chainguard

CITY EBIKES

# TR 2.1



## HIGHLIGHTS

### MOTOR

Powerful **Bafang** engine with **504Wh** battery.

### GEARS

Precise shifting with the **Shimano Altus 9-speed** drivetrain.

### LIGHTING

Powerful **Herrmans MR4e** front light and stylish **Cargo** integrated rear light.

# TR 2.1

## SPECIFICATION

Sizes	Step-Over: L (55cm), XL (60cm) / Low-Step: S (45cm), M (50cm), L (55cm)
Color	White with light blue decals or dark blue metallic with cream decals
Frame	BESV premium alloy frame with down tube for integrated Darfon battery, for rear hub motor, tapered 1 1/8" - 1.5" head tube, post disc mount, cold-forged dropout and replaceable hanger
Drive Unit	Bafang rear hub motor for disc brakes, 36V 250W, 6 PCS magnets sensor inside
Battery	Darfon integrated battery, 504Wh with 2A charger
Display	Darfon display
Fork	RST, Coil damping, tapered alloy steerer, travel 50mm
Crankset	BESV, 38T chainring
Bottom Bracket	Bafang bottom bracket with revolution per minute (RPM) sensor
Pedals	Wellgo C316DU with reflectors
Rear Derailleur	Shimano Altus 9 speed
Shifters	Shimano Altus 9 speed
Cassette	Shimano Altus 9 speed, 11-34T
Chain	KMC e9 EPT
Wheelset	Shimano HB-TX505 front for Center Lock disc brakes, Bafang hub motor for 6 bolt disc brakes, straight stainless steel spokes, 700c multichamber alloy rims for disc brakes with 36H
Tires	Kenda Khan, 700x47c, 30 EPI wire bead, with reflective stripe
Brakeset	Shimano MT201, 2-piston hydraulic disc, with 180mm front and 160mm rear rotors
Brake Levers	Shimano MT201, 3 finger lever
Headset	First Components, 1 1/8" - 1.5" headset, retainer bearings
Handlebar	Alloy City-Trekking, rise bar, 2014 alloy, 20mm rise, sweep: 35° up, 31.8mm clamp, width: 680mm
Stem	Alloy City-Trekking, 31.8mm clamp
Grips	Comfortable gel grips with padding
Saddle	Comfortable saddle with D1 padding
Seatpost	Alloy micro-adjust, 31.6mm diameter, 0mm offset
Fenders	Alloy extruded fenders, front & rear 3/4 length, stainless steel hardware
Headlight	Herrmans MR GO E-Bike, 120 Lumens, 6-12V, with reflector, crown mounted
Taillight	Herrmans H-Cargo, 6-12V, with reflector
Rear Carrier	Integrated with fender, tubular aluminium carrier, with platform and spring clamp, rear light mount
Accessories	Adjustable kickstand, chainguard

CF1





## Simplest Frame to Power Up Your Style

Produced using the same manufacturing process as Moto GP racing motorcycles, the CF1's L-shaped and step-through aluminum frame provides world-class performance and better balance. You can enjoy the fun of pedeling and easily explore the city.

## A Powerful Motor for Full-Throttle Performance

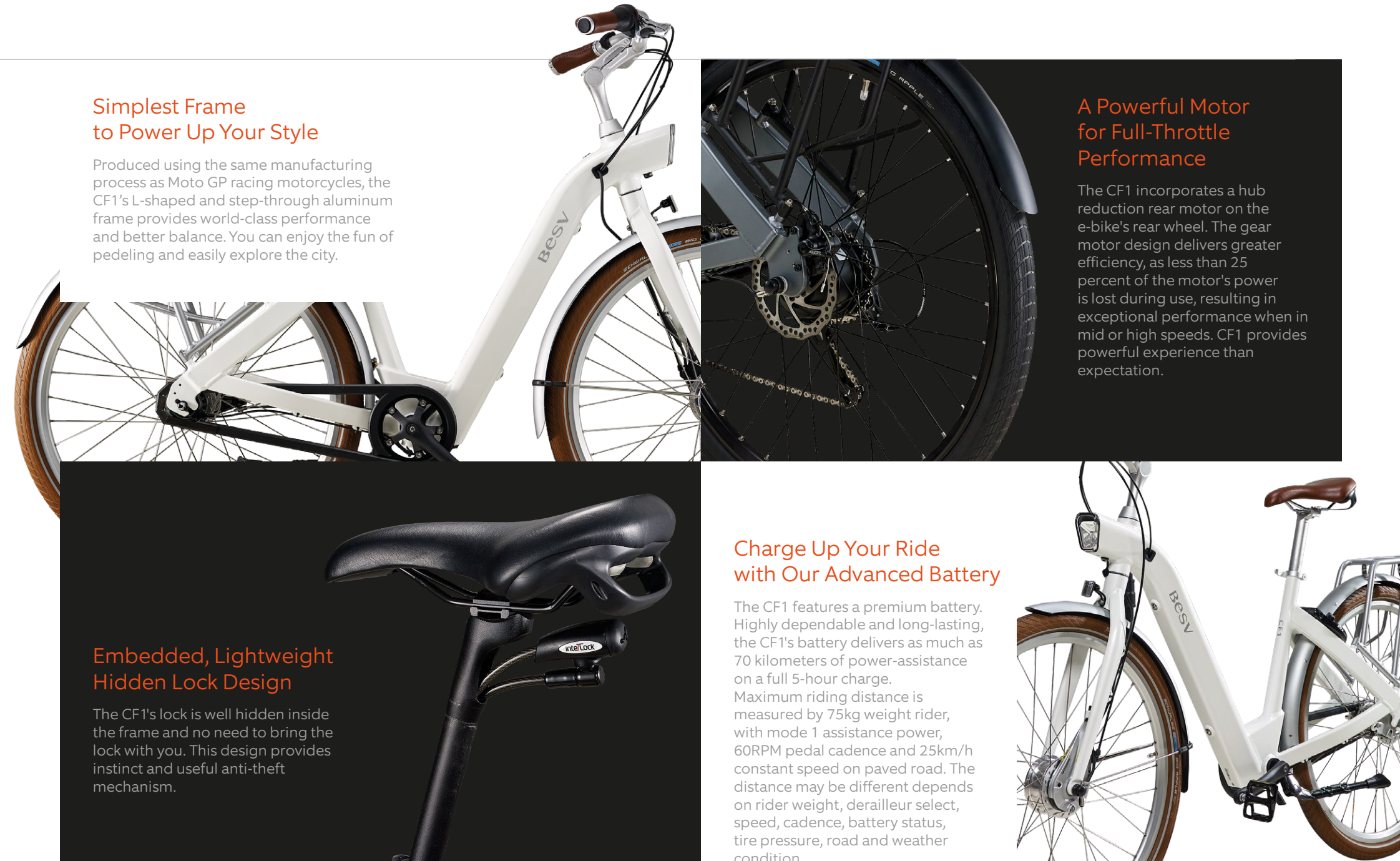
The CF1 incorporates a hub reduction rear motor on the e-bike's rear wheel. The gear motor design delivers greater efficiency, as less than 25 percent of the motor's power is lost during use, resulting in exceptional performance when in mid or high speeds. CF1 provides powerful experience than expectation.

## Embedded, Lightweight Hidden Lock Design

The CF1's lock is well hidden inside the frame and no need to bring the lock with you. This design provides instinct and useful anti-theft mechanism.

## Charge Up Your Ride with Our Advanced Battery

The CF1 features a premium battery. Highly dependable and long-lasting, the CF1's battery delivers as much as 70 kilometers of power-assistance on a full 5-hour charge. Maximum riding distance is measured by 75kg weight rider, with mode 1 assistance power, 60RPM pedal cadence and 25km/h constant speed on paved road. The distance may be different depends on rider weight, derailleur select, speed, cadence, battery status, tire pressure, road and weather condition.



CITY EBIKES

# CF1 RM

## AWARDS

2015 China Cycle Creative Award  
2015 Golden Pin Design Award  
2016 Taipei Cycle d&i Gold Award  
2016 German Red Dot Award



reddot award 2016  
winner bicycle design



## HIGHLIGHTS

### MOTOR

Silent 250W-rear motor with 316Wh battery.

### LIGHTING

Integrated head light.

### TIRES

Comfortable Schwalbe Big Apple tires.

# CF1 RM

## SPECIFICATION

Sizes	M (48 cm)
Color	Matt Gray with silver decals
Frame	BESV premium alloy low step frame with down tube for integrated Darfon battery and head tube integrated front light, for rear hub motor, tapered 1 1/8" head tube, post disc mount, cold-forged dropout and replaceable hanger
Drive Unit	Rear hub motor with speed sensor, 250W rated power, 25km/h maximum assist
Battery	Darfon integrated battery, 316Wh with 2A charger
Display	Easy switch with battery capacity indication and 3 modes
Fork	Rigid alloy BESV fork for post mount disc brakes
Crankset	BESV crank, 44T chainring, 170mm length, with chainring guard
Bottom Bracket	Neco bottom bracket, square type
Pedals	VP-856 with reflectors
Rear Derailleur	Shimano Deore 10 speed
Shifters	Shimano Deore 10 speed
Cassette	Shimano Tiagra 10 speed, 11-34T
Chain	KMC e10 EPT
Wheelset	Neco front hub with rear hub motor, for 6-bolt disc brakes, straight stainless steel spokes, 700c multichamber alloy rims for disc brakes with 32H
Tires	Schwalbe Big Apple, 700x52c, K-Guard, wire bead
Brakeset	Tektro mechanical disc brakes, with 160mm front and rear rotors
Brake Levers	Tektro mechanical brake lever
Headset	Neco Components, 1 1/8" headset, retainer bearings
Handlebar	Alloy rise bar, 2014 alloy, 31.8mm clamp, width: 620mm
Stem	Alloy City-Trekking, adjustable 0-90°, 31.8mm clamp, with easy adjustment mechanism
Grips	Comfortable gel grips with padding
Saddle	Comfortable saddle with D1 padding
Seatpost	Alloy seatpost with integrated cable lock, micro-adjust, 27.2mm diameter, 17mm offset
Fenders	Alloy extruded fenders, front & rear 3/4 length, stainless steel hardware
Headlight	Darfon Premium integrated light, 40Lux, 6-12V, with reflector
Taillight	S-Sun, 6-12V, with reflector
Rear Carrier	Integrated frame and fender tubular aluminium carrier, with platform and spring clamp, rear light mount
Accessories	Adjustable kickstand

CITY EBIKES

## CF1 FM

### AWARDS

2015 China Cycle Creative Award  
2015 Golden Pin Design Award  
2016 Taipei Cycle d&i Gold Award  
2016 German Red Dot Award



reddot award 2016  
winner bicycle design



### HIGHLIGHTS

#### MOTOR

Silent 250W-front motor with 316Wh battery.

#### LIGHTING

Integrated head light.

#### TIRES

Comfortable Schwalbe Big Apple tires.

# CF1 FM

## SPECIFICATION

Sizes	M (48 cm), L (53cm)
Colors	Black with siver decals or White with silver decals
Frame	BESV premium alloy low step frame with down tube for integrated Darfon battery and head tube integrated front light, for rear hub motor, tapered 1 1/8" head tube, post disc mount, cold-forged IG dropout
Drive Unit	Front hub motor with speed sensor, 250W rated power, 25km/h maximum assist
Battery	Darfon integrated battery, 316Wh with 2A charger
Display	Easy switch with battery capacity indication and 3 modes
Fork	Rigid alloy BESV fork for post mount disc brakes
Crankset	BESV crank, 38T chainring, 170mm length, with chainring guard
Bottom Bracket	Neco bottom bracket, square type
Pedals	VP-856 with reflectors
Rear Derailleur	Shimano Nexus 8 speed
Shifters	Shimano Nexus 8 speed
Cassette	Shimano inner gear sprocket, 19T
Chain	KMC-Z1
Wheelset	Front hub motor, Shimano Nexus 8 speed rear hub, for Roller brakes, straight stainless steel spokes, 700c multichamber alloy rims with 36H
Tires	Schwalbe Big Apple, 700x52c, K-Guard, wire bead
Brakeset	Shimano Nexus roller brakes
Brake Levers	Tektro roller brake lever
Headset	Neco Components, 1 1/8" headset, retainer bearings
Handlebar	Alloy rise bar, 2014 alloy, 31.8mm clamp, width: 615mm
Stem	Alloy City-Trekking, adjustable 0-90°, 31.8mm clamp, with easy adjustment mechanism
Grips	Comfortable gel grips with padding
Saddle	Comfortable saddle with D1 padding, with back side handle for easy carry over
Seatpost	Alloy micro-adjust, 30.9mm diameter, 17mm offset
Fenders	Alloy extruded fenders, front & rear 3/4 length, stainless steel hardware
Headlight	Darfon Premium integrated light, 40Lux, 6-12V, with reflector
Taillight	S-Sun, 6-12V, with reflector
Rear Carrier	Integrated frame and fender tubular aluminium carrier, with platform and spring clamp, rear light mount
Accessories	Adjustable kickstand, rear wheel frame lock from AXA.

## PSF1

### Charge Up Your Ride with Our Advanced Battery

The PSF1's highly dependable and long-lasting LG battery delivers as much as 95 kilometers of power-assistance on a full 6-hour charge. The removable battery is perfectly integrated into the frame and makes charging easy and convenient, anytime and anywhere.



### Quick and Easy Folding


The PSF1's vertically double-folding design allows you to fold and unfold quickly. When folded (L84 x W33 x H77cm), the PSF1 can be easily carried around or stored in a trunk.




#### FOLDING STEPS:

1 Shift to the highest gear

2 Position the pedals vertically and pull up the supporting stand

Motor Assistance 



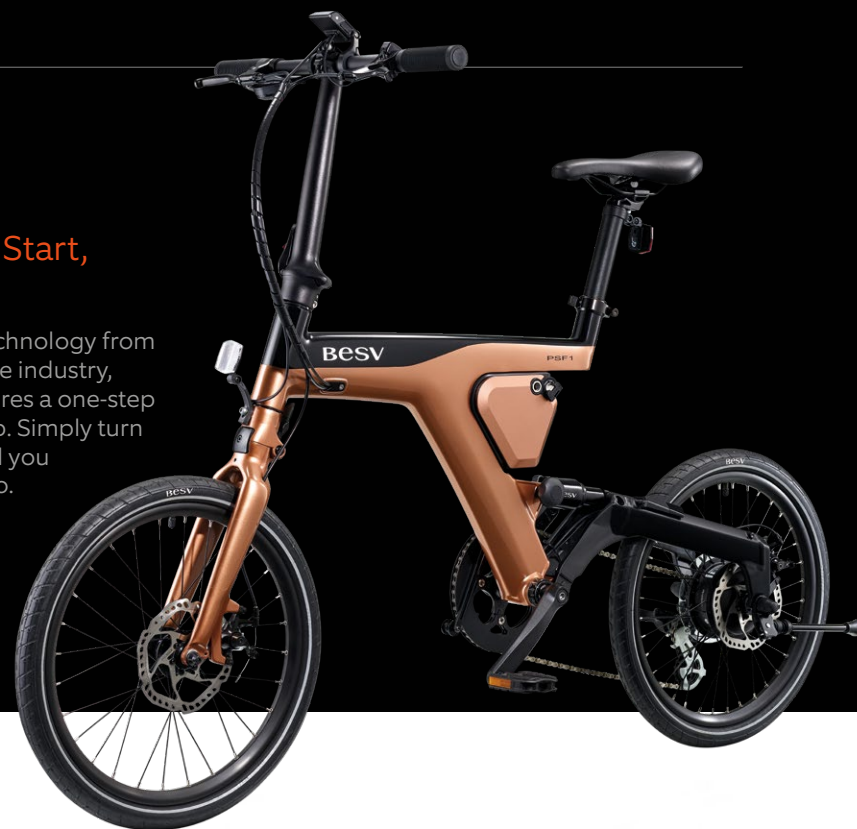
Pedaling Effort  
Comfort Zone

### Power Your Ride As You Like

The PSF1 provides assistance modes from 1 to 3 and a Smart Mode. Simply press the buttons to adjust how much power you need. Ride with ease and speed exactly the way you like it.

### One-Step Start, and Go!

Inspired by technology from the automobile industry, the PSF1 features a one-step power start-up. Simply turn the key on and you are ready to go.



**3** Unclasp the rear wheel and fold it inward



**4** Unclasp the front fork and fold it downward



**5** Unclasp the stem and fold it downward



**6** Lower the seatpost

## FOLDING EBIKES

# PSF1



### AWARDS

2019 Japan Good Design Award  
2020 Taipei Cycle d&i Gold Award  
2020 Taiwan Excellence Silver Award



GOOD DESIGN  
AWARD 2019



TAIWAN  
EXCELLENCE 2020



SMART APP

### HIGHLIGHTS

#### MOTOR

Compact and strong **Bafang** rear motor.

#### BATTERY

Compact but full of energy.  
**378Wh** battery, easy to remove.

#### BRAKES

**Promax** mechanical disc brake  
with 160mm rotors.



# PSF1

## SPECIFICATION

Sizes	One size
Colors	Gold and black with White decals / Gray blue and black with White decals
Frame	Rear-suspension and foldable BESV premium alloy frame with back side integrated Darfon battery, for Algorhythm eBike drive system, post disc mount, cold-forged dropout and replaceable hanger
Drive Unit	Bafang rear hub motor with torque sensor, 250W rated power, 25km/h maximum assist
Battery	Darfon integrated battery, easily removable, with floating connection port, 378Wh with 2A charger
Display	BESV HMI display with Smart APP Mode, USB port and wireless connectivity
Fork	Rigid and foldable alloy BESV fork for post mount disc brakes
Rear Shock	BESV Air shock
Crankset	BESV crank, 48T chainring, 170mm length, with chainring guard
Bottom Bracket	Bafang bottom bracket with high quality integrated torque sensor
Pedals	Wellgo M273DU with reflectors
Rear Derailleur	Shimano Tiagra 10 speed
Shifters	Shimano Tiagra 10 speed
Cassette	Shimano Tiagra 10 speed, 11-28T
Chain	KMC e10 EPT
Wheelset	Joytech front hub, Bafang rear hub motor, for 6-bolts disc brakes, straight stainless steel spokes, 20" multichamber alloy rims for disc brakes with 32H
Tires	BESV by Duro, DB7023, 20"×1.5", wire bead, with reflective stripe
Brakeset	Promax DSK-300, 2-piston mechanical disc, with 160mm front and rear rotors
Brake Levers	Promax BL-42, 2 finger mechanical lever
Headset	1 1/8" headset, retainer bearings
Handlebar	Flat bar, 2014 alloy, width: 580mm
Stem	Folding stem FH-11, 350mm height
Grips	Comfortable gel grips with padding
Saddle	Comfortable saddle with D1 padding
Seatpost	Alloy micro-adjust, 34.9mm diameter, 17mm offset
Fenders	Front & rear fender, 3/4 length, stainless steel hardware
Headlight	Front reflector
Taillight	Rear reflector
Accessories	Kickstand

MOUNTAIN EBIKES

## TRS 1.1

### AWARDS

2019 Japan Gvood Design Award  
2020 Taiwan Excellence Silver Award



GOOD DESIGN  
AWARD 2019



TAIWAN  
EXCELLENCE 2020



### HIGHLIGHTS

#### SUSPENSION

Complete RockShox suspension with 150mm and 140mm travel.

#### GEARS

Precise shifting with the Shimano Deore XT 12-speed drivetrain.

#### BRAKES

Biting Shimano MT-420 disc brake with 203/180mm rotors.

# TRS 1.1

## SPECIFICATION

Sizes	S (40cm), M (42.5cm), L (46cm)
Color	Matte green with gradient orange decals
Frame	Full-suspension BESV premium alloy frame with down tube for integrated Darfon battery, Shimano center-motor with protection cover, tapered 1 1/8" - 1.5" head tube, post disc mount, cold-forged dropout and replaceable hanger
Drive Unit	Shimano EP-800 center-motor, 250W rated power, 85Nm of torque, 25km/h maximum assist
Battery	Darfon integrated battery, 504Wh with 4A charger
Display	Shimano EM-800 center mounted LCD display with Bluetooth™ connectivity
Fork	RockShox 35 Gold, air damping, remote lockout, tapered alloy steerer, travel 150mm
Rear Shock	RockShox Delux RT3, Air damping, rear Wheel travel 140mm
Crankset	Shimano EM600, 34T chainring
Bottom Bracket	Shimano, integrated in motor
Pedals	Marwi SP-102, alloy body, ball bearings
Rear Derailleur	Shimano XT 12 speed
Shifters	Shimano XT 12 speed
Cassette	Shimano Deore 12 speed, 10-51T
Chain	KMC e12 EPT
Wheelset	Shimano MT410 front and rear hub, Boost hubs spacing, for Center Lock disc brakes, streight stainless steel spokes, 27.5" multichamber alloy rims for disc brakes with 32H
Tires	Maxxis Minion DHR II, 27.5"×2.6", EXO / TR, foldable
Brakeset	Shimano MT420, 4-piston hydraulic disc, with 203mm front and 180mm rear rotors
Brake Levers	Shimano MT401, 2 finger lever
Headset	FSA, 1 1/8" - 1.5" headset, ACB bearings
Handlebar	MTB riser bar, 6061 alloy, double-buttet, width: 760mm, 31.8mm clamp
Stem	MTB alloy, length: 45mm, 31.8mm clamp
Grips	MTB gel grips with padding and BESV clamp
Saddle	WTB Volt Sport
Seatpost	KS E20 dropper post with remote switch, 100mm for S, 125mm travel for M/L, 31.6mm diameter

MOUNTAIN EBIKES

# TRS 1.3

## AWARDS

2019 Japan Gvood Design Award  
2020 Taiwan Excellence Silver Award



GOOD DESIGN  
AWARD 2019



TAIWAN  
EXCELLENCE 2020



## HIGHLIGHTS

### MOTOR

Small, light, strong!  
New Shimano EP800 engine with 504Wh battery.

### GEARS

Precise shifting with the Shimano Deore  
11-speed drivetrain.

### FORK

Functional and smooth,  
Suntour Zeron Boost.

# TRS 1.3

## SPECIFICATION

Sizes	S (40cm), M (42.5cm), L (46cm)
Color	Matte Bordeaux red with gradient orange decals
Frame	Full-suspension BESV premium alloy frame with down tube for integrated Darfon battery, Shimano center-motor with protection cover, tapered 1 1/8" - 1.5" head tube, post disc mount, cold-forged dropout and replaceable hanger
Drive Unit	Shimano EP-800 center-motor, 250W rated power, 85Nm of torque, 25km/h maximum assist
Battery	Darfon integrated battery, 504Wh with 2A charger
Display	Shimano SC-E7000 center mounted LCD display with Bluetooth™ connectivity
Fork	Suntour Zeron, coil damping, crown lockout, tapered alloy steerer, travel 150mm
Rear Shock	RockShox Delux RT3, Air damping, rear Wheel travel 140mm
Crankset	Shimano EM600, 34T chainring
Bottom Bracket	Shimano, integrated in motor
Pedals	Marwi SP-102, alloy body, ball bearings
Rear Derailleur	Shimano Deore 11 speed
Shifters	Shimano Deore 11 speed
Cassette	Shimano Deore 11 speed, 11-42T
Chain	KMC e11 EPT
Wheelset	Shimano MT410 front and rear hub, Boost hubs spacing, for Center Lock disc brakes, streight stainless steel spokes, 27.5" multichamber alloy rims for disc brakes with 32H
Tires	Maxxis Minion DHR II, 27.5"×2.6", EXO / TR, foldable
Brakeset	Shimano MT420 / MT400, 4-piston front and 2-piston rear hydraulic disc, with 203mm front and 180mm rear rotors
Brake Levers	Shimano MT401, 2 finger lever
Headset	FSA, 1 1/8" - 1.5" headset, ACB bearings
Handlebar	MTB riser bar, 6061 alloy, double-buttet, width: 760mm, 31.8mm clamp
Stem	MTB alloy, length: 45mm, 31.8mm clamp
Grips	MTB gel grips with padding and BESV clamp
Saddle	WTB Volt Sport
Seatpost	KS E20 dropper post with remote switch, 100mm for S, 125mm travel for M/L, 31.6mm diameter

MOUNTAIN EBIKES

## TRX 1.1



### HIGHLIGHTS

#### MOTOR

Small, light, strong!  
New Shimano EP800 engine with 504Wh.

#### GEARS

Precise shifting with the Shimano Deore XT  
12-speed drivetrain.

#### FORK

Smooth front suspension  
with the RockShox Recon RL.

# TRX 1.1

## SPECIFICATION

Sizes	S (40cm), M (42.5cm), L (46cm)
Color	Glitter dark blue metallic with sliver decals
Frame	Hardtail BESV premium alloy frame with down tube for integrated Darfon battery, Shimano center-motor with protection cover, tapered 1 1/8" - 1.5" head tube, post disc mount, cold-forged dropout and replaceable hanger
Drive Unit	Shimano EP-800 center-motor, 250W rated power, 85Nm of torque, 25km/h maximum assist
Battery	Darfon integrated battery, 504Wh with 4A charger
Display	Shimano EM-800 center mounted LCD display with Bluetooth™ connectivity
Fork	RockShox Recon RL, air damping, remote lockout, tapered alloy steerer, travel 130mm
Crankset	Shimano EM600, 34T chainring
Bottom Bracket	Shimano, integrated in motor
Pedals	Marwi SP-102, alloy body, ball bearings
Rear Derailleur	Shimano XT 12 speed
Shifters	Shimano XT 12 speed
Cassette	Shimano Deore 12 speed, 10-51T
Chain	KMC e12 EPT
Wheelset	Shimano MT410 front and MT410-Boost rear hub, for Center Lock disc brakes, straight stainless steel spokes, 27.5" multichamber alloy rims for disc brakes with 32H
Tires	Maxxis High-Roller II, 27.5"×2.4", EXO / TR, foldable
Brakeset	Shimano MT420 / MT400, 4-piston front and 2-piston rear hydraulic disc, with 203mm front and 180mm rear rotors
Brake Levers	Shimano MT401, 2 finger lever
Headset	FSA, 1 1/8" - 1.5" headset, ACB bearings
Handlebar	MTB riser bar, 6061 alloy, double-buttet, width: 760mm, 31.8mm clamp
Stem	MTB alloy, length: 60mm, 31.8mm clamp
Grips	MTB gel grips with padding and BESV clamp
Saddle	WTB Volt Sport
Seatpost	Alloy micro-adjust, 31.6mm diameter, 0mm offset

MOUNTAIN EBIKES

## TRX 1.3



### HIGHLIGHTS

#### MOTOR

Small, light, strong!  
New Shimano EP800 engine with 504Wh battery.

#### GEARS

Precise shifting with the Shimano Deore  
11-speed drivetrain.

#### BRAKES

Biting Shimano MT-420 disc brake  
with 203/180mm rotors.



# TRX 1.3

## SPECIFICATION

Sizes	S (40cm), M (42.5cm), L (46cm)
Color	Glitter red metallic with silver decals
Frame	Hardtail BESV premium alloy frame with down tube for integrated Darfon battery, Shimano center-motor with protection cover, tapered 1 1/8" - 1.5" head tube, post disc mount, cold-forged dropout and replaceable hanger
Drive Unit	Shimano EP-800 center-motor, 250W rated power, 85Nm of torque, 25km/h maximum assist
Battery	Darfon integrated battery, 504Wh with 2A charger
Display	Shimano SC-E7000 center mounted LCD display with Bluetooth™ connectivity
Fork	Suntour XCM34, air damping, crown lockout, tapered alloy steerer, travel 130mm
Crankset	Shimano EM600, 34T chainring
Bottom Bracket	Shimano, integrated in motor
Pedals	Marwi SP-102, alloy body, ball bearings
Rear Derailleur	Shimano Deore 11 speed
Shifters	Shimano Deore 11 speed
Cassette	Shimano Deore 11 speed, 11-42T
Chain	KMC e11 EPT
Wheelset	Shimano MT400-B front and rear hub, Boost hubs spacing, for Center Lock disc brakes, straight stainless steel spokes, 27.5" multichamber alloy rims for disc brakes with 32H
Tires	Maxxis High-Roller II, 27.5"×2.4", EXO / TR, foldable
Brakeset	Shimano MT420 / MT400, 4-piston front and 2-piston rear hydraulic disc, with 203mm front and 180mm rear rotors
Brake Levers	Shimano MT401, 2 finger lever
Headset	FSA, 1 1/8" - 1.5" headset, ACB bearings
Handlebar	MTB riser bar, 6061 alloy, double-buttet, width: 760mm, 31.8mm clamp
Stem	MTB alloy, length: 60mm, 31.8mm clamp
Grips	MTB gel grips with padding and BESV clamp
Saddle	WTB Volt Sport
Seatpost	Alloy micro-adjust, 31.6mm diameter, 0mm offset

MOUNTAIN EBIKES

## TRX 1.3 Lady



### HIGHLIGHTS

#### MOTOR

Small, light, strong!  
New Shimano EP800 engine with 504Wh battery.

#### GEARS

Precise shifting with the Shimano Deore  
11-speed drivetrain.

#### BRAKES

Biting Shimano MT-420 disc brake  
with 203/180mm rotors.

# TRX 1.3 Lady

## SPECIFICATION

Sizes	Lady: S (45cm), M (50cm), L (55cm)
Color	Turquoise blue metallic with silver decals
Frame	Hardtail BESV premium alloy frame, Low Step type, with down tube for integrated Darfon battery, Shimano center-motor with protection cover, tapered 1 1/8" - 1.5" head tube, post disc mount, cold-forged dropout and replaceable hanger
Drive Unit	Shimano EP-800 center-motor, 250W rated power, 85Nm of torque, 25km/h maximum assist
Battery	Darfon integrated battery, 504Wh with 2A charger
Display	Shimano SC-E6100 center mounted LCD display
Fork	Suntour XCM32, Coil damping, crown lockout, tapered alloy steerer, travel 80mm
Crankset	Shimano EM600, 38T chainring
Bottom Bracket	Shimano, integrated in motor
Pedals	Marwi SP-102, alloy body, ball bearings
Rear Derailleur	Shimano Deore 11 speed
Shifters	Shimano Deore 11 speed
Cassette	Shimano Deore 11 speed, 11-42T
Chain	KMC e11 EPT
Wheelset	Shimano MT400 front and KT rear hub, for Center Lock disc brakes, straight stainless steel spokes, 27.5" multichamber alloy rims for disc brakes with 32H
Tires	Maxxis High-Roller II, 27.5" x 2.4"
Brakeset	Shimano MT420 / MT400, 4-piston front and 2-piston rear hydraulic disc, with 180mm front and 180mm rear rotors
Brake Levers	Shimano MT401, 2 finger lever
Headset	FSA, 1 1/8" - 1.5" headset, ACB bearings
Handlebar	MTB reis bar, 6061 alloy, double-buttet, width: 760mm, 31.8mm clamp
Stem	MTB alloy, length: 60mm, 31.8mm clamp
Grips	MTB gel grips with padding and BESV clamp
Saddle	Velo VL-3534
Seatpost	Alloy micro-adjust, 31.6mm diameter, 0mm offset
Accessories	Day light integrated in head tube, adjustable kickstand

URBAN EBIKES

# TRB1 Urban



## HIGHLIGHTS

### MOTOR

Whisper quiet **BROSE S** motor.

### BRAKES

Confident in every situation.  
**Shimano MT-410** disc brake with 180mm rotors.

### BATTERY

Long lasting **756Wh** integrated battery.

# TRB1 Urban

## SPECIFICATION

Sizes	M (44cm), L (49cm)
Color	Matt Black
Frame	Hardtail BESV premium alloy frame with dual tube solution, down tube for integrated Darfon battery, Brose Drive S center-motor with protection cover, tapered 1 1/8" - 1.5" head tube, post disc mount, cold-forged dropout and replaceable hanger
Drive Unit	Brose Drive S center-motor, 250W rated power, 90Nm of torque, 25km/h maximum assist
Battery	Darfon integrated battery, 756Wh with 4A charger
Display	Brose HMI with BESV Sport application
Fork	Suntour XCM34, Coil damping, crown lockout, tapered alloy steerer, travel 100mm
Crankset	BESV crank for Brose, 42T chainring
Bottom Bracket	Brose, integrated in motor
Pedals	Marwi SP-102 with reflectors
Rear Derailleur	Shimano Deore 10 speed
Shifters	Shimano Deore 10 speed
Cassette	Shimano Deore 10 speed, 11-36T
Chain	KMC e10 EPT
Wheelset	MTB front and rear hub, for 6-bolt disc brakes, straight stainless steel spokes, 27.5" multichamber alloy rims for disc brakes with 32H
Tires	Schwalbe Super Moto-X, 27.5" x 2.4", Green Guard, Reflective stripe
Brakeset	Tektro HD-M275, 2-piston front and rear hydraulic disc, with 180mm front and rear rotors
Brake Levers	Tektro HD-M275, 2 finger lever
Headset	FSA, 1 1/8" - 1.5" headset, ACB bearings
Handlebar	MTB reis bar, 6061 alloy, double-buttet, width: 720mm, 31.8mm clamp
Stem	MTB alloy, 31.8mm clamp
Grips	MTB gel grips with padding and BESV clamp
Saddle	Selle Royal
Seatpost	Alloy micro-adjust, 31.6mm diameter, 17mm offset
Fenders	Alloy extruded fenders, front & rear 3/4 length, stainless steel hardware
Headlight	Romix X4EP E-Bike, 50 lux with wide beam light stream, 6-90V, with reflector, stem mounted
Taillight	S-Sun eBike Light
Rear Carrier	Integrated with fender, tubular aluminium carrier, with platform and rear light mount
Accessories	Adjustable kickstand

URBAN EBIKES

## TRX Urban



### HIGHLIGHTS

#### MOTOR

Armed for every challenge!  
New Shimano EP800 engine with 504Wh battery.

#### TIRES

Everywhere at home,  
the Schwalbe Marathon Plus 27,5" x 2,25".

#### LIGHTING

See and be seen  
with the Herrmans MR GO E front light.

# TRX Urban

## SPECIFICATION

Sizes	S (40cm), M (42.5cm), L (46cm)
Color	Matte blue with gloss black decals
Frame	Hardtail BESV premium alloy frame with down tube for integrated Darfon battery, Shimano center-motor with protection cover, tapered 1 1/8" - 1.5" head tube, post disc mount, cold-forged dropout and replaceable hanger
Drive Unit	Shimano EP-800 center-motor, 250W rated power, 85Nm of torque, 25km/h maximum assist
Battery	Darfon integrated battery, 504Wh with 2A charger
Display	Shimano SC-E6100 center mounted LCD display
Fork	Suntour XCM32, Coil damping, crown lockout, tapered alloy steerer, travel 100mm
Crankset	FSA, 36T chainring
Bottom Bracket	Shimano, integrated in motor
Pedals	Marwi SP-102, alloy body, ball bearings
Rear Derailleur	Shimano Deore 10 speed
Shifters	Shimano Deore 10 speed
Cassette	Shimano Deore 10 speed, 11-42T
Chain	KMC e10 EPT
Wheelset	Shimano MT400 front and rear hub, Boost hubs spacing, for Center Lock disc brakes, straight stainless steel spokes, 29" multichamber alloy rims for disc brakes with 32H
Tires	Schwalbe Marathon Plus, 29" x 2.25"
Brakeset	Shimano MT201, 2-piston hydraulic disc, with 180mm front and rear rotors
Brake Levers	Shimano MT201, 3 finger lever
Headset	FSA, 1 1/8" - 1.5" headset, ACB bearings
Handlebar	MTB riser bar, 6061 alloy, double-buttet, width: 720mm, 31.8mm clamp
Stem	Trekking alloy, adjustable, length: 98mm, 31.8mm clamp
Grips	MTB gel grips with padding and BESV clamp
Saddle	Velo VL-6470
Seatpost	Alloy micro-adjust, 31.6mm diameter, 0mm offset
Fenders	Alloy extruded fenders, front & rear 3/4 length, stainless steel hardware
Headlight	Herrmans MR4 E-Bike, 120 Lumens, 6-12V, with reflector, stem mounted
Taillight	S-Sun eBike Light
Rear Carrier	Integrated with fender, tubular aluminium carrier, with platform and rear light mount
Accessories	Adjustable kickstand

URBAN EBIKES

## TRX Urban Lady



### HIGHLIGHTS

#### MOTOR

Armed for every challenge!  
New Shimano EP800 engine with 504Wh battery.

#### TIRES

Everywhere at home,  
the Schwalbe Marathon Plus 27,5" x 2.25".

#### LIGHTING

See and be seen  
with the Herrmans MR GO E front light.



# TRX Urban Lady

## SPECIFICATION

Sizes	Lady: S (45cm), M (50cm), L (55cm)
Color	Matte White with gloss black decals
Frame	Hardtail BESV premium alloy frame, Low Step type, with down tube for integrated Darfon battery, Shimano center-motor with protection cover, tapered 1 1/8" - 1.5" head tube, post disc mount, cold-forged dropout and replaceable hanger
Drive Unit	Shimano EP-800 center-motor, 250W rated power, 85Nm of torque, 25km/h maximum assist
Battery	Darfon integrated battery, 504Wh with 2A charger
Display	Shimano SC-E6100 center mounted LCD display
Fork	Suntour XCM32, Coil damping, crown lockout, tapered alloy steerer, travel 80mm
Crankset	Shimano EM600, 38T chainring
Bottom Bracket	Shimano, integrated in motor
Pedals	Marwi SP-102, alloy body, ball bearings
Rear Derailleur	Shimano Deore 10 speed
Shifters	Shimano Deore 10 speed
Cassette	Shimano Deore 10 speed, 11-42T
Chain	KMC e10 EPT
Wheelset	Shimano MT400 front and KT rear hub, for Center Lock disc brakes, straight stainless steel spokes, 27.5" multichamber alloy rims for disc brakes with 32H
Tires	Schwalbe Marathon Plus, 27.5" x 2.25"
Brakeset	Shimano MT201, 2-piston hydraulic disc, with 180mm front and rear rotors
Brake Levers	Shimano MT201, 3 finger lever
Headset	FSA, 1 1/8" - 1.5" headset, ACB bearings
Handlebar	MTB riser bar, 6061 alloy, double-buttet, width: 720mm, 31.8mm clamp
Stem	Trekking alloy, adjustable, length: 108mm, 31.8mm clamp
Grips	MTB gel grips with padding and BESV clamp
Saddle	Velo VL-3534
Seatpost	Alloy micro-adjust, 31.6mm diameter, 0mm offset
Fenders	Alloy extruded fenders, front & rear 3/4 length, stainless steel hardware
Headlight	Herrmans MR4 E-Bike, 120 Lumens, 6-12V, with reflector, stem mounted
Taillight	Herrmans H-Cargo, 6-12V, with reflector
Rear Carrier	Integrated with fender, tubular aluminium carrier, with platform and rear light mount
Accessories	Day light integrated in head tube, adjustable kickstand

JF1





## Sleek Frame with Intuitive Control Interface

BESV's JF1 is an e-bike that has the sleek look of a high-end road bike. The natural curvature of the bike frame conceals the integrated power system and rear hub motor. Just the press of a button lets you seamlessly adjust motor assistance modes to adapt to road conditions. The vivid digital interface shows information such as cadence and calories burned for monitoring your training progress.



## Dynamic. Dashing. Upbeat.

BESV's sleek JF1 features a high-end road bike look with an integrated power system and rear hub motor. Its 16.1 kg lightweight design offers 252Wh battery power for fast and enduring performance over the hills. Press a button to adjust the 3 level motor assistance or just cruise and let Smart Mode deliver the exact power you need. The digital interface displays information such as cadence, pedaling power, and burned calories to track your training progress, and Smart App provides navigation, anti-theft, and much more.

CROSSOVER EBIKES

JF1



SMART APP

## HIGHLIGHTS

### MOTOR

Lightweight, powerful **Bafang** rear motor.

### GEARS

**Shimano Deore XT** 10-speed drivetrain.

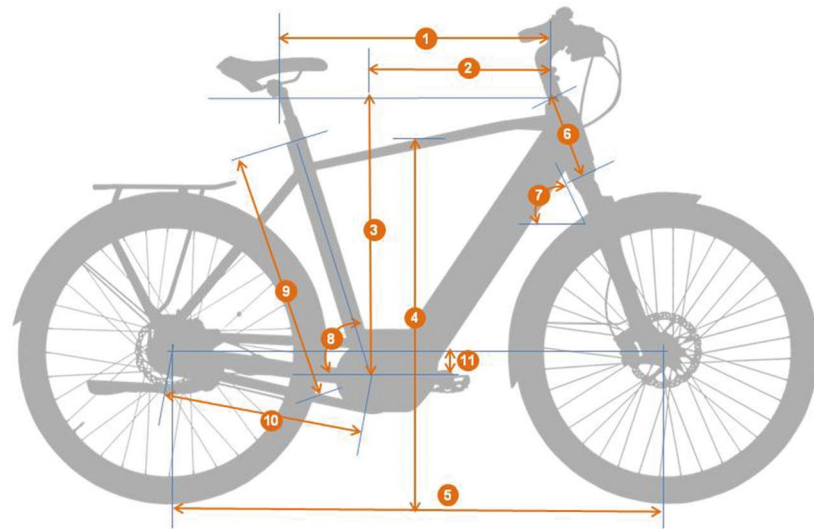
### WEIGHT

**16.3kg** lightweight fitness ebike.

# JF1

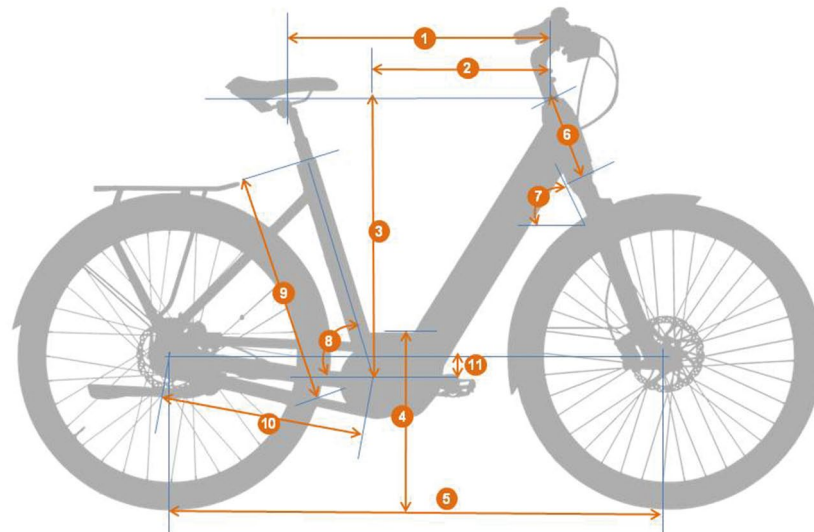
## SPECIFICATION

Sizes	M (45.5cm), L (52.5cm)
Color	Matt gray with white decals
Frame	BESV premium alloy frame, with down tube for integrated Darfon battery, for rear hub motor, tapered 1 1/8" - 1.5" head tube, post disc mount, cold-forged dropout and replaceable hanger
Drive Unit	Bafang rear hub motor with speed sensor, 250W rated power, 25km/h maximum assist
Battery	Darfon lightweight integrated battery, removable, 252Wh with 2A charger
Display	BESV HMI display with Smart APP Mode, USB port and wireless connectivity
Fork	Alloy straight blade, road type, rigid fork for post mount disc brakes
Crankset	BESV crank, 44T chainring, 170mm length, with chainring guard
Bottom Bracket	Bafang torque sensor bottom bracket, square type
Pedals	Wellgo C227DU, with reflectors
Rear Derailleur	Shimano XT 10 speed
Shifters	Shimano XT 10 speed
Cassette	Shimano Tiagra 10 speed, 11-34T
Chain	KMC e10 EPT
Wheelset	KT front hub, Bafang hub motor for 6 bolt disc brakes, straight stainless steel spokes, 700c multichamber alloy rims for disc brakes with 36H
Tires	Duro Easy Ride, 700x35c, wire bead, with reflective stripes
Brakeset	Shimano BL-RS600 / BR-RS405 set, flat bar hydraulic disc brakes
Brake Levers	Shimano flat bar hydraulic brake levers
Headset	FSA Orbit C-40, 1 1/8-1.5" headset, ACB bearings
Handlebar	Alloy rise bar, 2014 alloy, 31.8mm clamp, width: 600mm
Stem	Road alloy stem, 31.8mm clamp
Grips	Sport grips with padding
Saddle	Sport saddle with Super Light Foam padding
Seatpost	Alloy micro-adjust, 27.2mm diameter, 17mm offset
Fenders	Alloy extruded fenders, front & rear 3/4 length, stainless steel hardware
Rear Carrier	Compact style tubular aluminium carrier, with platform.



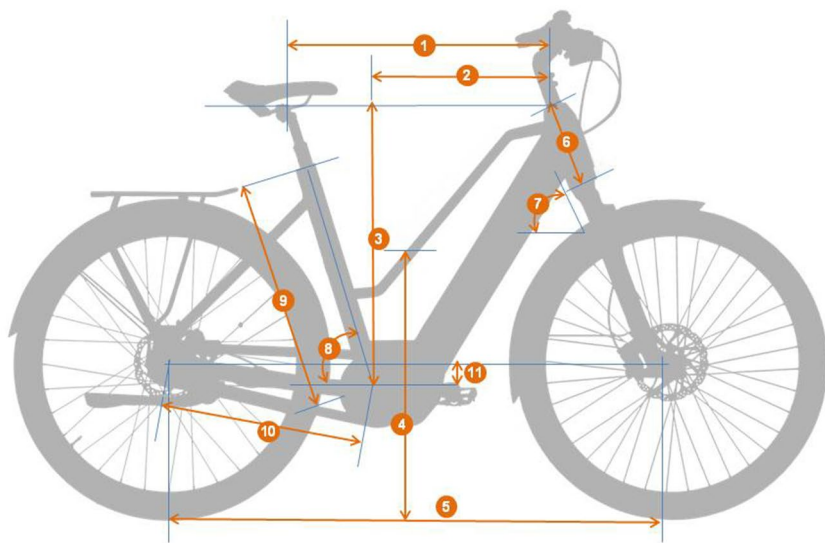
### CT/TR Series – Man

FRAME SIZE	L	XL
1 Top Tube Length	610	630
2 Frame reach	407	427
3 Stack	661	663
4 Stand over height	833	864
5 Wheel Base	1158	1172
6 Head Tube Length	190	190
7 Head Tube Angel	69.5°	70°
8 Seat tube angle	73°	73°
9 Seat tube Length	550	600
10 Chainstay Length	485	485
11 BB Drop	65	65



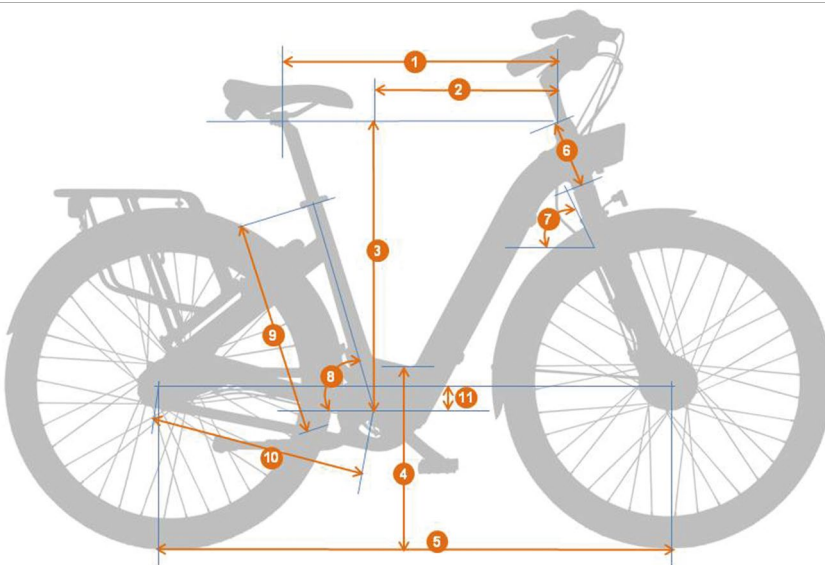
### CT/TR/TRX Series – Lady

FRAME SIZE	S	M	L
1 Top Tube Length	590	590	610
2 Frame reach	388	388	407
3 Stack	659	659	661
4 Stand over height	408	408	408
5 Wheel Base	1144	1144	1158
6 Head Tube Length	190	190	190
7 Head Tube Angel	69°	69°	69.5°
8 Seat tube angle	73°	73°	73°
9 Seat tube Length	450	500	550
10 Chainstay Length	485	485	485
11 BB Drop	65	65	65



## CT/TR Series – Unisex

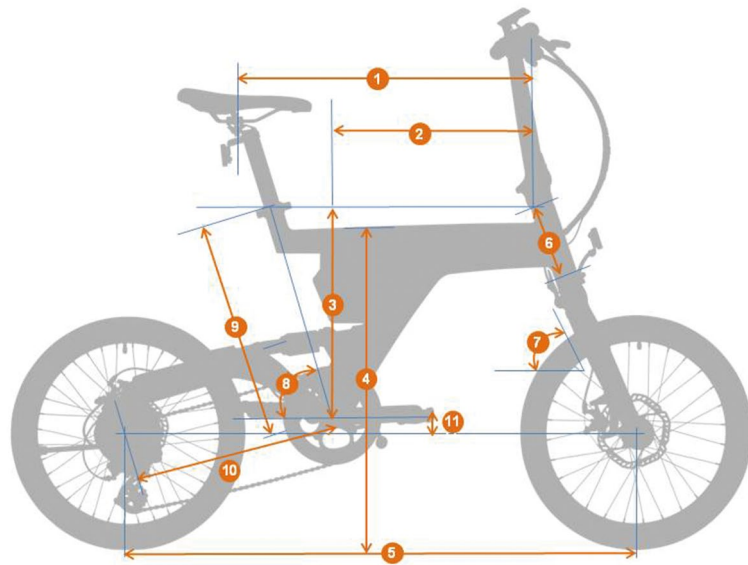
	FRAME SIZE	M	L
1	Top Tube Length	590	610
2	Frame reach	388	407
3	Stack	659	661
4	Stand over height	631	631
5	Wheel Base	1144	1158
6	Head Tube Length	190	190
7	Head Tube Angel	69°	69.5°
8	Seat tube angle	73°	73°
9	Seat tube Length	500	550
10	Chainstay Length	485	485
11	BB Drop	65	65



## CF1

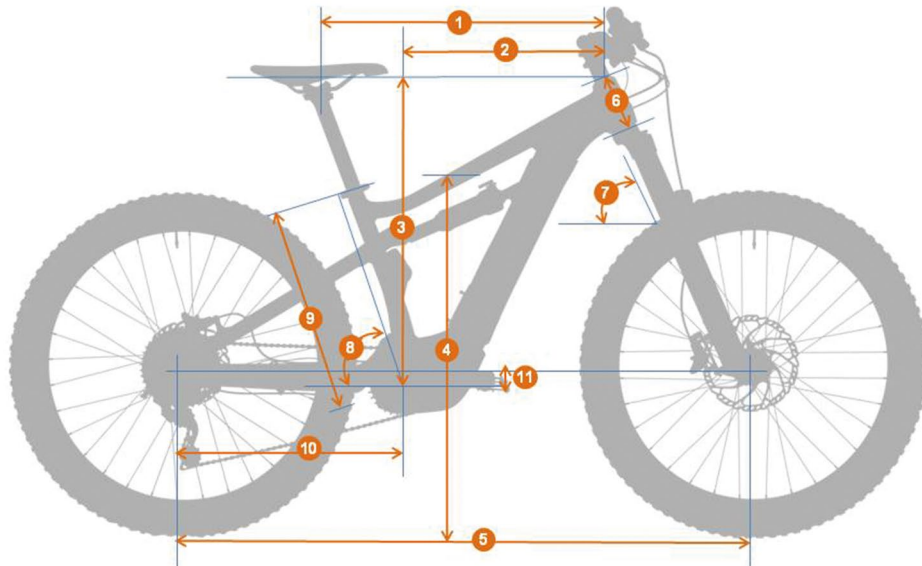
	FRAME SIZE	M	L
1	Top Tube Length	597	597
2	Frame reach	417	417
3	Stack	589	589
4	Stand over height	435	435
5	Wheel Base	1098	1098
6	Head Tube Length	120	120
7	Head Tube Angel	72°	72°
8	Seat tube angle	73°	73°
9	Seat tube Length	480	530
10	Chainstay Length	464	464
11	BB Drop	55	55

## EBIKES GEOMETRY



### PSF1

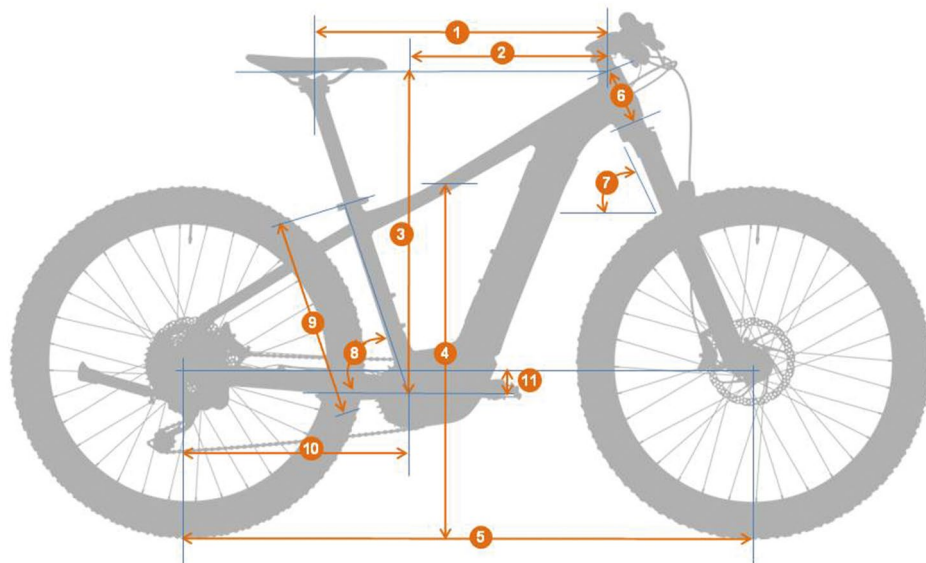
	FRAME SIZE	One Size
1	Top Tube Length	633.5
2	Frame reach	437
3	Stack	431
4	Stand over height	676
5	Wheel Base	1057
6	Head Tube Length	145
7	Head Tube Angel	71°
8	Seat tube angle	73°
9	Seat tube Length	449
10	Chainstay Length	428
11	BB Drop	40.7



### TRS1.1/TRS1.3

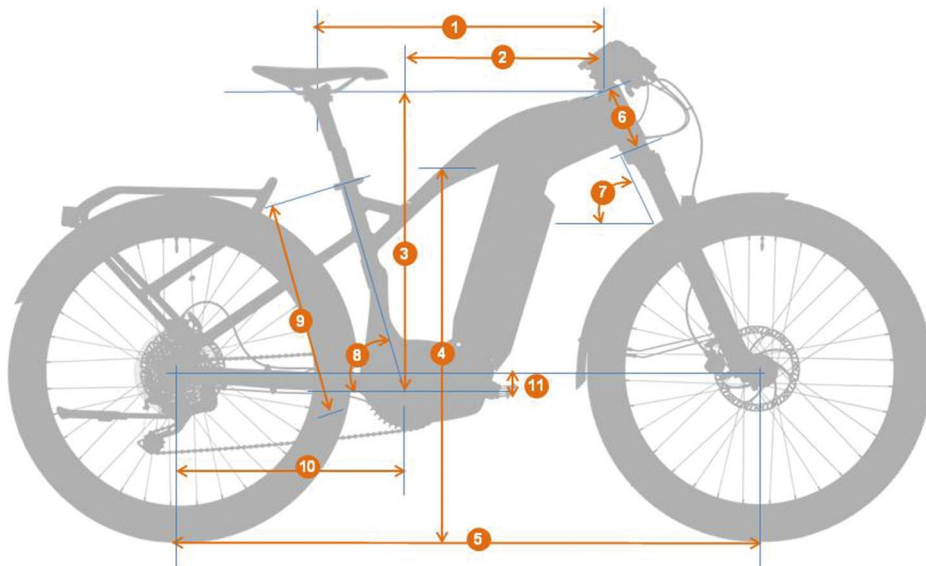
	FRAME SIZE	S	M	L
1	Top Tube Length	590	610	635
2	Frame reach	417	434	457
3	Stack	604	613	622
4	Stand over height	772	774	806
5	Wheel Base	1172	1194	1220
6	Head Tube Length	100	110	120
7	Head Tube Angel	66.5°	66.5°	66.5°
8	Seat tube angle	69.5°	69.5°	69.5°
9	Seat tube Length	400	425	460
10	Chainstay Length	450	450	450
11	BB Drop	15.7	15.7	15.7





## TRX1.1/TRX1.3/TRX Urban

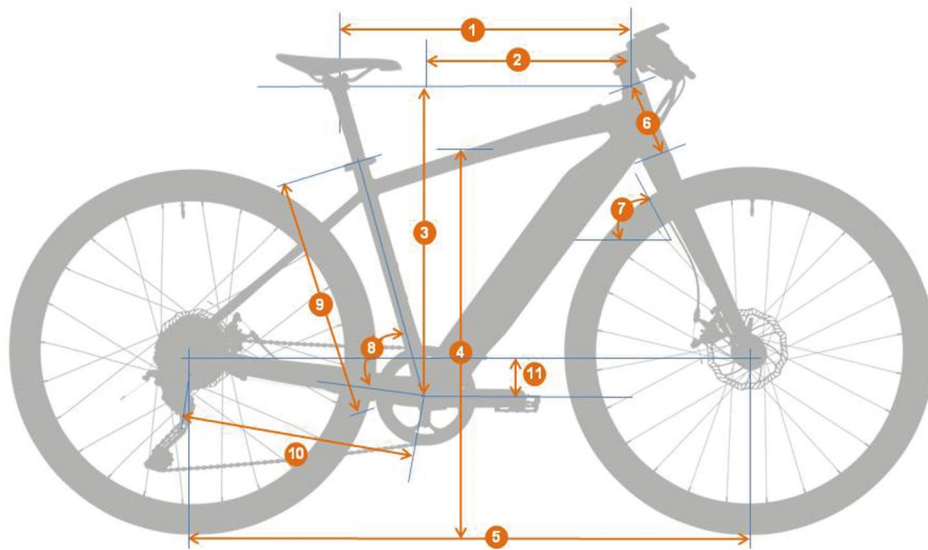
FRAME SIZE	S	M	L
1 Top Tube Length	580	600	630
2 Frame reach	404	412	438
3 Stack	627	636	650
4 Stand over height	763	781	802
5 Wheel Base	1128	1139	1171
6 Head Tube Length	105	115	130
7 Head Tube Angel	68.5°	68.5°	68.5°
8 Seat tube angle	72°	72°	72°
9 Seat tube Length	400	425	460
10 Chainstay Length	450	450	450
11 BB Drop	60.7	60.7	60.7



## TRB1 Urban

FRAME SIZE	M	L
1 Top Tube Length	602	627
2 Frame reach	422	444
3 Stack	607	617
4 Stand over height	756	762
5 Wheel Base	1196	1219
6 Head Tube Length	124	135
7 Head Tube Angel	66.8°	66.8°
8 Seat tube angle	73.3°	73.3°
9 Seat tube Length	440	490
10 Chainstay Length	475	475
11 BB Drop	22.5	22.5

## EBIKES GEOMETRY



JF1

	FRAME SIZE	M	L
1	Top Tube Length	560	595
2	Frame reach	392	421
3	Stack	566	585
4	Stand over height	755	795
5	Wheel Base	1056	1091
6	Head Tube Length	130	150
7	Head Tube Angel	71.5°	71.5°
8	Seat tube angle	73.5°	73.5°
9	Seat tube Length	455	525
10	Chainstay Length	450	450
11	BB Drop	70	70

*NOTES*

---

---

---

---

*SPACE FOR BUSINESS CARD*



**BESV Distributor for Benelux**

**DARFON EUROPE BV**

Habraken 2145A | 5507 TE, Veldhoven | The Netherlands

[info@BESV.com](mailto:info@BESV.com)

Service Hotline Benelux: +31 (0) 4030 31600

**BESV Distributor for Germany & Austria**

**GROFA® ACTION SPORTS GMBH**

Otto-Hahn-Straße 17 | 65520 Bad Camberg | Germany

[info@grofa.com](mailto:info@grofa.com) | [www.grofa.com](http://www.grofa.com)

Service Hotline Germany: +49 (0) 6434 2008 - 200

Service Hotline Austria: +43 (0) 662 2348 - 001

