

BESV Premium e-bikes

2022






Our Commitment

Providing the customer an electric bicycle that is outstanding in performance and exciting to ride. Consequently this is why we have and will continue to focus on developing an unique and amazing user experience. Since this is the core of our BESV electric bike brand, it is the guiding force off all our efforts.



Our Story

BESV was founded on certain enduring principles.



Beautiful

BESV creates products that capture the imagination and are exciting, because we believe that design should be inspiring and developed from the heart. Overall, our bikes are not just functional but also great looking.



Eco-friendly

We, as an international company take our responsibility towards the environment. Based on innovative technologies, we create sustainable products that contribute to enhancement of the environment with a view to now and the future.



Smarter

Using the most advanced technologies, we create our products more intelligent to optimize the user experience. For example, our e-bikes are not only responsive but also intuitive to different users and changing conditions.



Vision

Together, these three principles represent a Vision for everything we do and form the initial letters of our name-BESV. It is also these principles that lead to our exceptional products. Truly great e-bikes with pedal assistance delivering a fabulous riding experience.



City eBikes

- modern geometry frames with wide size selection
- compatible with all Shimano Steps motors
- convertable dropout for all type of rear hubs
- up to 80mm of suspension travel
- large volume tires



CITY EBIKES





CITY EBIKES

CT 1.1

FRAME 
DECALS 



HIGHLIGHTS

MOTOR

Joy of freedom with powerful **Shimano E6110 motor** and long lasting **Darfon 630Wh battery**. Fast re-charge with new **Smart Charger** from Darfon.

TIRES

On the safe side with the **Maxxis Metropass** tires.

BRAKES

Hydraulic disc brake with 180/160mm rotors and in addition a back-pedal coaster brake.

CT 1.1



Sizes	Lady: S (47cm) / M (52cm) / L (56cm)
Color	Ultra deep blue gloss
Frame	BESV premium alloy frame with down tube for integrated Darfon battery, with USB charging port and satellite switch , Shimano center-motor with protection cover, 1.5" head tube, post disc mount, cold-forged dropout with modular hangers
Drive Unit	Shimano E-6110 center-motor, 250W rated power, 60Nm of torque, 25km/h maximum assist, for coaster-brake
Battery	Darfon 630Wh, integrated battery, approved for 'Shimano Service Program', with Smart 5.6-4A charger
Display	Shimano SC-E6100 center mounted LCD display with Bluetooth and ANT private connectivity
Fork	RST Volant-15, Remote lockout, Coil damping, tapered alloy steerer, travel 80mm, Thru-axle
Crankset	Samox for Shimano Steps, 38T chainring
Bottom Bracket	Shimano, integrated in motor
Pedals	Wellgo pedals with reflectors
Rear Derailleur	Shimano Nexus 5 speed
Shifters	Shimano Nexus 5 speed
Cassette	Shimano Inner Gear sprocket, 27T
Chain	KMC E101 EPT
Wheelset	Disc brake front hub, Shimano Nexus 5 speed rear hub, for Center Lock disc and coaster-brake brakes, CN straight stainless steel spokes, SR J23ZK 700c multichamber alloy rims for disc brakes with 36H
Tires	Maxxis Metropass, 700x50c, Silkworm, 60 TPI wire bread with puncture protection, with reflective stripe
Brakeset	Hydraulic disc brake set, with 180mm front and 160mm rear rotors
Brake Levers	Hydraulic disc brake set, 3 finger lever
Headset	Acros, AZX-585, 1.5" headset, angular contact bearings, integrated cable routing
Handlebar	Alloy City-Trekking riser bar, 6066 alloy, 40mm rise, sweep: 30 degree up, 31.8mm clamp, width in lady version: XS/S: 680mm, M/L: 700mm
Stem	3D Forged alloy City-Trekking stem, SP-Connect mount, adjustable 0-90 degree, 31.8mm clamp, integrated cable routing, width in lady version: XS/S: 65mm, M/L: 90mm
Grips	Comfortable gel grips with padding
Saddle	Selle Italia S5 Superflow
Seatpost	Suspension seatpost with anti-sideplay, 40mm travel, 31.6mm diameter, 12mm offset
Fenders	Alloy extruded fenders, front & rear 3/4 length, stainless steel hardware
Headlight	Lezyne eBike Power E115, 6-12v, 115 lux, with reflector
Taillight	Herrmans H-Cargo, 6-12v, with reflector
Rear Carrier	Tubular aluminium carrier, with Snap-IT platform and spring clamp, H-Cargo rear light mount
Accessories	Adjustable kickstand, Chainguard

CITY EBIKES

CT 1.3

FRAME 
DECALS  



HIGHLIGHTS

FRAME

Newly developed frame platform with modern geometry for comfort riding and wider frame size selection to fit all users.

DISPLAY

All in one place with sharp and clean Shimano SC-E6100 display.

LIGHTS

Safe on roads with powerful light set from Lezyne and Herrmans.

CT 1.3



Sizes	Man: M (52cm) / L (56cm) / XL (60cm), Lady: XS (43cm) / S (47cm) / M (52cm) / L (56cm)
Color	Nickel gray gloss
Frame	BESV premium alloy frame with down tube for integrated Darfon battery, with USB charging port and satellite switch, Shimano center-motor with protection cover, 1.5" head tube, post disc mount, cold-forged dropout with modular hangers
Drive Unit	Shimano E-6100 center-motor, 250W rated power, 60Nm of torque, 25km/h maximum assist
Battery	Darfon 630Wh, integrated battery, approved for 'Shimano Service Program', with Smart 5.6-4A charger
Display	Shimano SC-E6100 center mounted LCD display with Bluetooth and ANT private connectivity
Fork	RST Volant-15, Remote lockout, Coil damping, tapered alloy steerer, travel 80mm, Thru-axle
Crankset	Samox for Shimano Steps, 38T chainring
Bottom Bracket	Shimano, integrated in motor
Pedals	Wellgo pedals with reflectors
Rear Derailleur	Shimano Nexus 5 speed
Shifters	Shimano Nexus 5 speed
Cassette	Shimano Inner Gear sprocket, 27T
Chain	KMC E101 EPT
Wheelset	Disc brake front hub, Shimano Nexus 5 speed rear hub, for Center Lock disc brakes, CN straight stainless steel spokes, SR J23ZK 700c multichamber alloy rims for disc brakes with 36H
Tires	Maxxis Metropass, 700x50c, Silkworm, 60 TPI wire bead with puncture protection, with reflective stripe
Brakeset	Hydraulic disc brake set, with 180mm front and 160mm rear rotors
Brake Levers	Hydraulic disc brake set, 3 finger lever
Headset	Acros, AZX-585, 1.5" headset, angular contact bearings, integrated cable routing
Handlebar	Alloy City-Trekking riser bar, 6066 alloy, 40mm rise, sweep: 30 degree up, 31.8mm clamp, width in man version: S/M: 700mm, L/XL: 720mm / width in lady version: XS/S: 680mm, M/L: 700mm
Stem	3D Forged alloy City-Trekking stem, SP-Connect mount, adjustable 0-90 degree, 31.8mm clamp, integrated cable routing, width in man version: S/M: 90mm, L/XL: 110mm / width in lady version: XS/S: 65mm, M/L: 90mm
Grips	Comfortable gel grips with padding
Saddle	Selle Italia S5 Superflow
Seatpost	Suspension seatpost with anti-sideplay, 40mm travel, 31.6mm diameter, 12mm offset
Fenders	Alloy extruded fenders, front & rear 3/4 length, stainless steel hardware
Headlight	Lezyne eBike Power E115, 6-12v, 115 lux, with reflector
Taillight	Herrmans H-Cargo, 6-12v, with reflector
Rear Carrier	Tubular aluminium carrier, with Snap-IT platform and spring clamp, H-Cargo rear light mount
Accessories	Adjustable kickstand, Chainguard

CT 2.1

FRAME 
DECALS 



HIGHLIGHTS

MOTOR

Joy of freedom with powerful **Shimano E6110 motor** and long lasting **Darfon 504Wh battery**.

DRIVETRAIN

Always on a right gear with **Shimano Nexus 8**.

BRAKES

Hydraulic disc brake with 180/160mm rotors and in addition a back-pedal coaster brake.

CT 2.1



Sizes	Lady: S (45cm), M (50cm), L (55cm)
Color	Spark blue gloss
Frame	BESV premium alloy frame with down tube for integrated Darfon battery, Shimano center-motor with protection cover, tapered 1 1/8" - 1.5" head tube, post disc mount, cold-forged dropout and replaceable hanger for Shimano Inner Gear hubs
Drive Unit	Shimano E-6110 center-motor, 250W rated power, 60Nm of torque, 25km/h maximum assist, for coaster-brake
Battery	Darfon 504Wh, integrated battery, approved for 'Shimano Service Program', with Smart 2A charger
Display	Shimano SC-E6100 center mounted LCD display with Bluetooth and ANT private connectivity
Fork	RST Volant, Lockout, Coil damping, tapered alloy steerer, travel 50mm, QR-axle
Crankset	Samox for Shimano Steps, 38T chainring
Bottom Bracket	Shimano, integrated in motor
Pedals	Wellgo pedals with reflectors
Rear Derailleur	Shimano Nexus 8 speed
Shifters	Shimano Nexus 8 speed
Cassette	Shimano Inner Gear sprocket, 20T
Chain	KMC E101 EPT
Wheelset	Disc brake front hub, Shimano Nexus 8 speed rear hub, for Center Lock disc and coaster-brake brakes, CN straight stainless steel spokes, SR J23ZK 700c multichamber alloy rims for disc brakes with 36H
Tires	Maxxis Overdrive, 700x47c, Silkshield, 60 TPI wire braid with puncture protection, with reflective stripe
Brakeset	Hydraulic disc brake set, 2-piston hydraulic disc, with 180mm front and 160mm rear rotors
Brake Levers	Hydraulic disc brake set, 3-finger lever
Headset	First, D346S, 1.1/8"-1.5" headset, angular contact bearings
Handlebar	Alloy City-Trekking riser bar, 6066 alloy, 40mm rise, sweep: 30 degree up, 31.8mm clamp, width in man version: L: 700mm, XL: 720mm / width in lady version: S: 680mm, M/L: 700mm
Stem	3D Forged alloy City-Trekking stem, adjustable 0-90 degree, 31.8mm clamp, width in man version: L: 90mm, XL: 110mm / width in lady version: S: 65mm, M/L: 90mm
Grips	Comfortable gel grips with padding
Saddle	Selle Italia S5 Superflow
Seatpost	Suspension seatpost with anti-sideplay, 40mm travel, 31.6mm diameter, 12mm offset
Fenders	Alloy extruded fenders, front & rear 3/4 length, stainless steel hardware
Headlight	Lezyne eBike Mini E65, 6-12v, 65 lux, with reflector
Taillight	Herrmans H-Cargo, 6-12v, with reflector
Rear Carrier	Tubular aluminium carrier, with Snap-IT platform and spring clamp, H-Cargo rear light mount
Accessories	Adjustable kickstand, Chainguard

CITY EBIKES

CT 2.3

FRAME 
DECALS 



HIGHLIGHTS

DRIVETRAIN

Perfect symbiosis, the **Shimano Nexus 8** gearshift harmonizes perfectly with the **Shimano E6100** engine.

TIRES

On the safe side with the **Maxxis Overdrive** tires.

BRAKES

Hydraulic disc brake with 180mm rotors.

CT 2.3



Sizes	Man: L (55cm), XL (60cm) / Lady: S (45cm), M (50cm), L (55cm)
Color	Deep sea green gloss
Frame	BESV premium alloy frame with down tube for integrated Darfon battery, Shimano center-motor with protection cover, tapered 1 1/8" - 1.5" head tube, post disc mount, cold-forged dropout and replaceable hanger for Shimano Inner Gear hubs
Drive Unit	Shimano E-6100 center-motor, 250W rated power, 60Nm of torque, 25km/h maximum assist
Battery	Darfon 504Wh, integrated battery, approved for 'Shimano Service Program', with Smart 2A charger
Display	Shimano SC-E6100 center mounted LCD display with Bluetooth and ANT private connectivity
Fork	RST Volant, Lockout, Coil damping, tapered alloy steerer, travel 50mm, QR-axle
Crankset	Samox for Shimano Steps, 38T chainring
Bottom Bracket	Shimano, integrated in motor
Pedals	Wellgo pedals with reflectors
Rear Derailleur	Shimano Nexus 8 speed
Shifters	Shimano Nexus 8 speed
Cassette	Shimano Inner Gear sprocket, 20T
Chain	KMC E101 EPT
Wheelset	Disc brake front hub, Shimano Nexus 8 speed rear hub, for Center Lock disc brakes, CN straight stainless steel spokes, SR J23ZK 700c multichamber alloy rims for disc brakes with 36H
Tires	Maxxis Overdrive, 700x47c, Silkshield, 60 TPI wire braid with puncture protection, with reflective stripe
Brakeset	Hydraulic disc brake set, 2-piston hydraulic disc, with 180mm front and rear rotors
Brake Levers	Hydraulic disc brake set, 3-finger lever
Headset	First, D346S, 1.1/8"-1.5" headset, angular contact bearings
Handlebar	Alloy City-Trekking riser bar, 6066 alloy, 40mm rise, sweep: 30 degree up, 31.8mm clamp, width in man version: L: 700mm, XL: 720mm / width in lady version: S: 680mm, M/L: 700mm
Stem	3D Forged alloy City-Trekking stem, adjustable 0-90 degree, 31.8mm clamp, width in man version: L: 90mm, XL: 110mm / width in lady version: S: 65mm, M/L: 90mm
Grips	Comfortable gel grips with padding
Saddle	Selle Italia S5 Superflow
Seatpost	Suspension seatpost with anti-sideplay, 40mm travel, 31.6mm diameter, 12mm offset
Fenders	Alloy extruded fenders, front & rear 3/4 length, stainless steel hardware
Headlight	Lezyne eBike Mini E65, 6-12v, 65 lux, with reflector
Taillight	Herrmans H-Cargo, 6-12v, with reflector
Rear Carrier	Tubular aluminium carrier, with Snap-IT platform and spring clamp, H-Cargo rear light mount
Accessories	Adjustable kickstand, Chainguard

CITY EBIKES

CT 2.5 LS

FRAME 
DECALS 



HIGHLIGHTS

MOTOR

Efficient **Shimano E5000** motor with long lasting **Darfon 504Wh** battery.

DISPLAY

All in one place with sharp and clean **Shimano SC-E6100** display.

BRAKES

Hydraulic disc brake with 180/160mm rotors and in addition a back-pedal coaster brake.

CT 2.5 LS



Sizes	Lady: S (45cm), M (50cm), L (55cm)
Color	Antracite gray gloss
Frame	BESV premium alloy frame with down tube for integrated Darfon battery, Shimano center-motor with protection cover, tapered 1 1/8" - 1.5" head tube, post disc mount, cold-forged dropout and replaceable hanger for Shimano Inner Gear hubs
Drive Unit	Shimano E-5000 center-motor, 250W rated power, 40Nm of torque, 25km/h maximum assist, for coaster-brake
Battery	Darfon 504Wh, integrated battery, approved for 'Shimano Service Program', with Smart 2A charger
Display	Shimano SC-E6100 center mounted LCD display with Bluetooth and ANT private connectivity
Fork	RST Volant, Lockout, Coil damping, tapered alloy steerer, travel 50mm, QR-axle
Crankset	Shimano Steps E5000, 38T chainring
Bottom Bracket	Shimano, integrated in motor
Pedals	Wellgo pedals with reflectors
Rear Derailleur	Shimano Nexus 8 speed
Shifters	Shimano Nexus 8 speed
Cassette	Shimano Inner Gear sprocket, 20T
Chain	KMC E101 EPT
Wheelset	Disc brake front hub, Shimano Nexus 8 speed rear hub, for Center Lock disc and coaster-brake brakes, CN straight stainless steel spokes, SR J23ZK 700c multichamber alloy rims for disc brakes with 36H
Tires	Maxxis Overdrive, 700x47c, Silkshield, 60 TPI wire bead with puncture protection, with reflective stripe
Brakeset	Hydraulic disc brake set, 2-piston hydraulic disc, with 180mm front and 160mm rear rotors
Brake Levers	Hydraulic disc brake set, 3-finger lever
Headset	First, D346S, 1.1/8"-1.5" headset, angular contact bearings
Handlebar	Alloy City-Trekking riser bar, 6066 alloy, 40mm rise, sweep: 30 degree up, 31.8mm clamp, width in lady version: S: 680mm, M/L: 700mm
Stem	3D Forged alloy City-Trekking stem, adjustable 0-90 degree, 31.8mm clamp, width in lady version: S: 65mm, M/L: 90mm
Grips	Comfortable gel grips with padding
Saddle	Selle Italia S5 Superflow
Seatpost	Alloy 6066 micro-adjust, 31.6mm diameter, 3.7mm offset
Fenders	Alloy extruded fenders, front & rear 3/4 length, stainless steel hardware
Headlight	Herrmans MR GO E-Bike, 120 Lumens, 6-12v, with reflector, crown mounted
Taillight	Herrmans H-Cargo, 6-12v, with reflector
Rear Carrier	Tubular aluminium carrier, with Snap-IT platform and spring clamp, H-Cargo rear light mount
Accessories	Adjustable kickstand, Chainguard

CITY EBIKES

CT 2.6 LS

FRAME ■
DECALS ■



HIGHLIGHTS

MOTOR

Efficient **Shimano E5000 motor** with long lasting **Darfon 504Wh battery**.

GEARS

Low-maintenance **Shimano revo shifter** with **Shimano Nexus 8-speed hub**.

BRAKES

Hydraulic disc brake with 180/160mm rotors.

CT 2.6 LS



Sizes	Lady: S (45cm), M (50cm), L (55cm)
Color	Nickel gray gloss
Frame	BESV premium alloy frame with down tube for integrated Darfon battery, Shimano center-motor with protection cover, tapered 1 1/8" - 1.5" head tube, post disc mount, cold-forged dropout and replaceable hanger for Shimano Inner Gear hubs
Drive Unit	Shimano E-5000 center-motor, 250W rated power, 40Nm of torque, 25km/h maximum assist, for coaster-brake
Battery	Darfon 504Wh, integrated battery, approved for 'Shimano Service Program', with Smart 2A charger
Display	Shimano SC-E6100 center mounted LCD display with Bluetooth and ANT private connectivity
Fork	RST Volant, Lockout, Coil damping, tapered alloy steerer, travel 50mm, QR-axle
Crankset	Shimano Steps E5000, 38T chainring
Bottom Bracket	Shimano, integrated in motor
Pedals	Wellgo pedals with reflectors
Rear Derailleur	Shimano Nexus 8 speed
Shifters	Shimano Nexus 8 speed
Cassette	Shimano Inner Gear sprocket, 20T
Chain	KMC E101 EPT
Wheelset	Disc brake front hub, Shimano Nexus 8 speed rear hub, for Center Lock disc brakes, CN straight stainless steel spokes, SR J23ZK 700c multichamber alloy rims for disc brakes with 36H
Tires	Maxxis Overdrive, 700x47c, Silkshield, 60 TPI wire braid with puncture protection, with reflective stripe
Brakeset	Hydraulic disc brake set, 2-piston hydraulic disc, with 180mm front and 160mm rear rotors
Brake Levers	Hydraulic disc brake set, 3-finger lever
Headset	First, D346S, 1.1/8"-1.5" headset, angular contact bearings
Handlebar	Alloy City-Trekking riser bar, 6066 alloy, 40mm rise, sweep: 30 degree up, 31.8mm clamp, width in lady version: S: 680mm, M/L: 700mm
Stem	3D Forged alloy City-Trekking stem, adjustable 0-90 degree, 31.8mm clamp, width in lady version: S: 65mm, M/L: 90mm
Grips	Comfortable gel grips with padding
Saddle	Selle Italia S5 Superflow
Seatpost	Alloy 6066 micro-adjust, 31.6mm diameter, 3.7mm offset
Fenders	Alloy extruded fenders, front & rear 3/4 length, stainless steel hardware
Headlight	Herrmans MR GO E-Bike, 120 Lumens, 6-12v, with reflector, crown mounted
Taillight	Herrmans H-Cargo, 6-12v, with reflector
Rear Carrier	Tubular aluminium carrier, with Snap-IT platform and spring clamp, H-Cargo rear light mount
Accessories	Adjustable kickstand, Chainguard

CITY EBIKES

CT 2.7 LS

FRAME
DECALS



HIGHLIGHTS

MOTOR

Efficient **Shimano E5000** motor with long lasting **Darfon 504Wh** battery.

TIRES

On the safe side with the **Schwalbe Energizer Performance Plus**.

BRAKES

Hydraulic disc brake with 180/160mm rotors.

CT 2.7 LS



Sizes	Lady: S (45cm), M (50cm), L (55cm)
Color	Pearl white gloss, Nickel gray gloss
Frame	BESV premium alloy frame with down tube for integrated Darfon battery, Shimano center-motor with protection cover, tapered 1 1/8" - 1.5" head tube, post disc mount, cold-forged dropout and replaceable hanger for Shimano Inner Gear hubs
Drive Unit	Shimano E-5000 center-motor, 250W rated power, 40Nm of torque, 25km/h maximum assist
Battery	Darfon 504Wh, integrated battery, approved for 'Shimano Service Program', with Smart 2A charger
Display	Shimano SC-E6100 center mounted LCD display with Bluetooth and ANT private connectivity
Fork	RST Volant, Lockout, Coil damping, tapered alloy steerer, travel 50mm, QR-axle
Crankset	Shimano Steps E5000, 38T chainring
Bottom Bracket	Shimano, integrated in motor
Pedals	Wellgo pedals with reflectors
Rear Derailleur	Shimano Nexus 7 speed
Shifters	Shimano Nexus 7 speed
Cassette	Shimano Inner Gear sprocket, 22T
Chain	KMC Z1 EPT
Wheelset	Disc brake front hub, Shimano Nexus 7 speed rear hub, for Center Lock disc brakes, CN straight stainless steel spokes, SR J23ZK 700c multichamber alloy rims for disc brakes with 36H
Tires	Schwalbe Energizer Plus, 700x47c, Green Guard, 67 EPI wire bread, with reflective stripe
Brakeset	Hydraulic disc brake set, 2-piston hydraulic disc, with 180mm front and 160mm rear rotors
Brake Levers	Hydraulic disc brake set, 3-finger lever
Headset	First, D346S, 1.1/8"-1.5" headset, angular contact bearings
Handlebar	Alloy City-Trekking riser bar, 6066 alloy, 40mm rise, sweep: 30 degree up, 31.8mm clamp, width in lady version: S: 680mm, M/L: 700mm
Stem	3D Forged alloy City-Trekking stem, adjustable 0-90 degree, 31.8mm clamp, width in lady version: S: 65mm, M/L: 90mm
Grips	Comfortable gel grips with padding
Saddle	Selle Italia S5 Superflow
Seatpost	Alloy 6066 micro-adjust, 31.6mm diameter, 3.7mm offset
Fenders	Alloy extruded fenders, front & rear 3/4 length, stainless steel hardware
Headlight	Herrmans MR GO E-Bike, 120 Lumens, 6-12v, with reflector, crow mounted
Taillight	Herrmans H-Cargo, 6-12v, with reflector
Rear Carrier	Tubular aluminium carrier, with Snap-IT platform and spring clamp, H-Cargo rear light mount
Accessories	Adjustable kickstand, Chainguard



Trekking eBikes

- stylish look with classic geometry setup
- compatible with all Shimano Steps motors
- convertible dropout for all type of rear hubs
- up to 80mm of suspension travel
- large volume tires



TREKKING EBIKES





TR 1.1

FRAME 
DECALS  



HIGHLIGHTS

MOTOR

Sport performance thanks to **Shimano EP800 motor** and long lasting **Dafron 720Wh battery**.

TIRES

Full controll with **Maxxis Metropass tires**.

DRIVETRAIN

Precise and quick shifting with **Shimano Deore/XT/SLX 12-speed drivetrain**.

TR 1.1



Sizes	Man: M (52cm) / L (56cm) / XL (60cm), Lady: XS (43cm) / S (47cm) / M (52cm) / L (56cm)
Color	Burgundy gloss
Frame	BESV premium alloy frame with down tube for integrated Darfon battery, with USB charging port and satellite switch, Shimano center-motor with protection cover, 1.5" head tube, post disc mount, cold-forged dropout with modular hangers
Drive Unit	Shimano EP-800 center-motor, 250W rated power, 85Nm of torque, 25km/h maximum assist
Battery	Darfon 720Wh, integrated battery, approved for 'Shimano Service Program', with Smart 5.6-4A charger
Display	Shimano SC-E5003 side mounted LCD display with switch
Fork	RST Volant-15, Remote lockout, Coil damping, tapered alloy steerer, travel 80mm, Thru-axle
Crankset	Samox for Shimano Steps, 38T chainring
Bottom Bracket	Shimano, integrated in motor
Pedals	Wellgo pedals with reflectors
Rear Derailleur	Shimano XT 12 speed
Shifters	Shimano Deore 12 speed
Cassette	Shimano SLX, 12 speed, 10-45T
Chain	KMC e12Turbo, with Quick-Link
Wheelset	Disc brake front hub, Shimano HB-MT410B rear hub, for Center Lock disc brakes, CN straight stainless steel spokes, SR J23ZK 700c multichamber alloy rims for disc brakes with 36H
Tires	Maxxis Metropass, 700x50c, Silkworm, 60 TPI wire braid with puncture protection, with reflective stripe
Brakeset	Hydraulic disc brake set, with 180mm front and rear rotors
Brake Levers	Hydraulic disc brake set, 3 finger lever
Headset	Acros, AZX-585, 1.5" headset, angular contact bearings, integrated cable routing
Handlebar	Alloy City-Trekking riser bar, 6066 alloy, 40mm rise, sweep: 20 degree up, 31.8mm clamp, width in man version: S/M: 700mm, L/XL: 720mm / width in lady version: XS/S: 680mm, M/L: 700mm
Stem	3D Forged alloy City-Trekking stem, SP-Connect mount, adjustable 0-90 degree, 31.8mm clamp, integrated cable routing, width in man version: S/M: 90mm, L/XL: 110mm / width in lady version: XS/S: 65mm, M/L: 90mm
Grips	Comfortable gel grips with padding
Saddle	Selle Italia S5 Superflow
Seatpost	Alloy 6066 micro-adjust, 31.6mm diameter, 3.7mm offset
Fenders	Alloy extruded fenders, front & rear 3/4 length, stainless steel hardware
Headlight	Lezyne eBike Power E115, 6-12v, 115 lux, with reflector
Taillight	Herrmans H-Cargo, 6-12v, with reflector
Rear Carrier	Tubular aluminium carrier, with Snap-IT platform and spring clamp, H-Cargo rear light mount
Accessories	Adjustable kickstand, Chainguard

TREKKING EBIKES

TR 1.2

FRAME ■
DECALS ■ ■



HIGHLIGHTS

FRAME

Newly developed frame platform with modern geometry for comfort riding and wider frame size selection to fit all users.

MOTOR

Sport performance thanks to Shimano EP800 motor and long lasting Darfon 630Wh battery. Fast re-charge with new Smart Charger from Darfon.

DRIVETRAIN

Precise and quick shifting with Shimano Deore XT / Deore 11 speed drivetrain.

TR 1.2



Sizes	Man: M (52cm) / L (56cm) / XL (60cm), Lady: S (47cm) / M (52cm) / L (56cm)
Color	Antracite gray gloss
Frame	BESV premium alloy frame with down tube for integrated Darfon battery, with USB charging port and satellite switch, Shimano center-motor with protection cover, 1.5" head tube, post disc mount, cold-forged dropout with modular hangers
Drive Unit	Shimano EP-800 center-motor, 250W rated power, 85Nm of torque, 25km/h maximum assist
Battery	Darfon 630Wh, integrated battery, approved for 'Shimano Service Program', with Smart 5.6-4A charger
Display	Shimano SC-E5003 side mounted LCD display with switch
Fork	RST Volant-15, Remote lockout, Coil damping, tapered alloy steerer, travel 80mm, Thru-axle
Crankset	Samox for Shimano Steps, 38T chainring
Bottom Bracket	Shimano, integrated in motor
Pedals	Wellgo pedals with reflectors
Rear Derailleur	Shimano Deore XT 11 speed
Shifters	Shimano Deore 11 speed
Cassette	11 speed, 11-42T
Chain	KMC e11Turbo, with Quick-Link
Wheelset	Disc brake front hub, Shimano HB-MT400B rear hub, for Center Lock disc brakes, CN straight stainless steel spokes, SR J23ZK 700c multichamber alloy rims for disc brakes with 36H
Tires	Maxxis Metropass, 700x50c, Silkworm, 60 TPI wire braid with puncture protection, with reflective stripe
Brakeset	Hydraulic disc brake set, with 180mm front and rear rotors
Brake Levers	Hydraulic disc brake set, 3 finger lever
Headset	Acros, AZX-585, 1.5" headset, angular contact bearings, integrated cable routing
Handlebar	Alloy City-Trekking riser bar, 6066 alloy, 40mm rise, sweep: 20 degree up, 31.8mm clamp, width in man version: S/M: 700mm, L/XL: 720mm / width in lady version: XS/S: 680mm, M/L: 700mm
Stem	3D Forged alloy City-Trekking stem, SP-Connect mount, adjustable 0-90 degree, 31.8mm clamp, integrated cable routing, width in man version: S/M: 90mm, L/XL: 110mm / width in lady version: XS/S: 65mm, M/L: 90mm
Grips	Comfortable gel grips with padding
Saddle	Selle Italia S5 Superflow
Seatpost	Alloy 6066 micro-adjust, 31.6mm diameter, 3.7mm offset
Fenders	Alloy extruded fenders, front & rear 3/4 length, stainless steel hardware
Headlight	Lezyne eBike Power E115, 6-12v, 115 lux, with reflector
Taillight	Herrmans H-Cargo, 6-12v, with reflector
Rear Carrier	Tubular aluminium carrier, with Snap-IT platform and spring clamp, H-Cargo rear light mount
Accessories	Adjustable kickstand, Chainguard

TR 1.3

FRAME 
DECALS 



HIGHLIGHTS

FRAME

Newly developed frame platform with modern geometry for comfort riding and wider frame size selection to fit all users.

MOTOR

Long range thanks to powerful **Shimano E6100 motor** and **Darfon 630Wh battery**.

BRAKES

Hydraulic disc brake with 180 mm rotors.

TR 1.3



Sizes	Man: M (52cm) / L (56cm) / XL (60cm), Lady: XS (43cm) / S (47cm) / M (52cm) / L (56cm)
Color	Dark onyx blue
Frame	BESV premium alloy frame with down tube for integrated Darfon battery, with USB charging port and satellite switch, Shimano center-motor with protection cover, 1.5" head tube, post disc mount, cold-forged dropout with modular hangers
Drive Unit	Shimano E-6100 center-motor, 250W rated power, 60Nm of torque, 25km/h maximum assist
Battery	Darfon 630Wh, integrated battery, approved for 'Shimano Service Program', with Smart 5.6-4A charger
Display	Shimano SC-E5000 side mounted LCD display with switch
Fork	RST Volant-15, Remote lockout, Coil damping, tapered alloy steerer, travel 80mm, Thru-axle
Crankset	Samox for Shimano Steps, 38T chainring
Bottom Bracket	Shimano, integrated in motor
Pedals	Wellgo pedals with reflectors
Rear Derailleur	Shimano Deore 10 speed
Shifters	Shimano Deore 10 speed
Cassette	Shimano Deore 10 speed, 11-42T
Chain	KMC e10Sport, with Quick-Link
Wheelset	Disc brake front hub, Shimano HB-MT400B rear hub, for Center Lock disc brakes, CN straight stainless steel spokes, SR J23ZK 700c multichamber alloy rims for disc brakes with 36H
Tires	Maxxis Metropass, 700x50c, Silkworm, 60 TPI wire bead with puncture protection, with reflective stripe
Brakeset	Hydraulic disc brake set, with 180mm front and rear rotors
Brake Levers	Hydraulic disc brake set, 3 finger lever
Headset	Acros, AZX-585, 1.5" headset, angular contact bearings, integrated cable routing
Handlebar	Alloy City-Trekking riser bar, 6066 alloy, 40mm rise, sweep: 20 degree up, 31.8mm clamp, width in man version: S/M: 700mm, L/XL: 720mm / width in lady version: XS/S: 680mm, M/L: 700mm
Stem	3D Forged alloy City-Trekking stem, SP-Connect mount, adjustable 0-90 degree, 31.8mm clamp, integrated cable routing, width in man version: S/M: 90mm, L/XL: 110mm / width in lady version: XS/S: 65mm, M/L: 90mm
Grips	Comfortable gel grips with padding
Saddle	Selle Italia S5 Superflow
Seatpost	Alloy 6066 micro-adjust, 31.6mm diameter, 3.7mm offset
Fenders	Alloy extruded fenders, front & rear 3/4 length, stainless steel hardware
Headlight	Lezyne eBike Mini E65, 6-12v, 65 lux, with reflector
Taillight	Herrmans H-Cargo, 6-12v, with reflector
Rear Carrier	Tubular aluminium carrier, with Snap-IT platform and spring clamp, H-Cargo rear light mount
Accessories	Adjustable kickstand, Chainguard

TR 2.1

FRAME 
DECALS 



HIGHLIGHTS

MOTOR

Endurance thanks to **Shimano E6100 engine** with **Darfon 504Wh battery**.

TIRES

On the safe side with the **Schwalbe Energizer Plus**.

BRAKES

Hydraulic disc brake with 180/160 mm rotors.

TR 2.1



Sizes	Man: L (55cm), XL (60cm) / Lady: S (45cm), M (50cm), L (55cm)
Color	Dark dusk blue gloss
Frame	BESV premium alloy frame with down tube for integrated Darfon battery, Shimano center-motor with protection cover, tapered 1 1/8" - 1.5" head tube, post disc mount, cold-forged dropout and replaceable hanger for QR hubs
Drive Unit	Shimano E-6100 center-motor, 250W rated power, 60Nm of torque, 25km/h maximum assist
Battery	Darfon 504Wh, integrated battery, approved for 'Shimano Service Program', with Smart 2A charger
Display	Shimano SC-E6100 center mounted LCD display with Bluetooth and ANT private connectivity
Fork	RST Volant, Lockout, Coil damping, tapered alloy steerer, travel 50mm, QR-axle
Crankset	Samox for Shimano Steps, 38T chainring
Bottom Bracket	Shimano, integrated in motor
Pedals	Wellgo pedals with reflectors
Rear Derailleur	Shimano Altus 9 speed
Shifters	Shimano Altus 9 speed
Cassette	Shimano Altus 9 speed, 11-36T
Chain	KMC e9Sport, with Quick-Link
Wheelset	Shimano TX505 front and rear hub, for Center Lock disc brakes, CN straight stainless steel spokes, SR J23ZK 700c multichamber alloy rims for disc brakes with 36H
Tires	Schwalbe Energizer Plus, 700x47c, Green Guard, 67 EPI wire bread, with reflective stripe
Brakeset	Hydraulic disc brake set, with 180mm front and 160mm rear rotors
Brake Levers	Hydraulic disc brake set, 3-finger lever
Headset	First, D346S, 1.1/8"-1.5" headset, angular contact bearings
Handlebar	Alloy City-Trekking riser bar, 6066 alloy, 40mm rise, sweep: 30 degree up, 31.8mm clamp, width in man version: L: 700mm, XL: 720mm / width in lady version: S: 680mm, M/L: 700mm
Stem	3D Forged alloy City-Trekking stem, adjustable 0-90 degree, 31.8mm clamp, width in man version: L: 90mm, XL: 110mm / width in lady version: S: 65mm, M/L: 90mm
Grips	Comfortable gel grips with padding
Saddle	Selle Italia S5 Superflow
Seatpost	Alloy 6066 micro-adjust, 31.6mm diameter, 3.7mm offset
Fenders	Alloy extruded fenders, front & rear 3/4 length, stainless steel hardware
Headlight	Lezyne eBike Mini E65, 6-12v, 65 lux, with reflector
Taillight	Herrmans H-Cargo, 6-12v, with reflector
Rear Carrier	Tubular aluminium carrier, with Snap-IT platform and spring clamp, H-Cargo rear light mount
Accessories	Adjustable kickstand, Chainguard

TREKKING EBIKES

TR LE

FRAME 
DECALS 



HIGHLIGHTS

MOTOR

Boost your ride with powerful **Bafang rear hub motor** and **Darfon 504Wh battery**.

TIRES

On the safe side with the **Schwalbe Energizer Plus**.

DRIVETRAIN

Smooth shifting with **Shimano Altus 9-speed**.

TR LE



Sizes	Man: L (55cm), XL (60cm) / Lady: S (45cm), M (50cm), L (55cm)
Color	Man: Black, Lady: White
Frame	BESV premium alloy frame with down tube for integrated Darfon battery, for rear hub motor, tapered 1 1/8" - 1.5" head tube, post disc mount, cold-forged dropout and replaceable hanger
Drive Unit	Bafang rear hub motor for disc brakes, 36V 250W, 6 PCS magnets sensor inside
Battery	Darfon 504Wh, integrated battery, with Smart 2A charger
Display	Darfon display
Fork	RST Volant, Lockout, Coil damping, tapered alloy steerer, travel 50mm, QR-axle
Crankset	BESV, 38T chainring
Bottom Bracket	Bafang bottom bracket with revolution per minute (RPM) sensor
Pedals	Wellgo C316DU with reflectors
Rear Derailleur	Shimano Altus 9 speed
Shifters	Shimano Altus 9 speed
Cassette	Shimano Altus 9 speed, 11-36T
Chain	KMC HG53, 9-speed
Wheelset	Shimano HB-TX505 front for Center Lock disc brakes, Bafang hub motor for 6 bolt disc brakes, streight stainless steel spokes, 700c multichamber alloy rims for disc brakes with 36H
Tires	Schwalbe Energizer Plus, 700x47c, Green Guard, 67 EPI wire bread, with reflective stripe
Brakeset	Hydraulic disc brake set, with 180mm front and 160mm rear rotors
Brake Levers	Hydraulic disc brake set, 3-finger lever
Headset	First Components, 1 1/8" - 1.5" headset, retainer bearings
Handlebar	Alloy City-Trekking riser bar, 6066 alloy, 40mm rise, sweep: 20 degree up, 31.8mm clamp, width in man version: S/M: 700mm, L/XL: 720mm / width in lady version: S: 680mm, M/L: 700mm
Stem	3D Forged alloy Trekking stem, high-rise 30 degree, 31.8mm clamp, integrated cable routing, width in man version: M: 90mm, L/XL: 110mm / width in lady version: 90mm
Grips	Comfortable gel grips with padding
Saddle	Comfortable saddle with D1 padding
Seatpost	Alloy micro-adjust, 31.6mm diameter, 0mm offset
Fenders	Alloy extruded fenders, front & rear 3/4 length, stainless steel hardware
Headlight	Herrmans MR GO E-Bike, 120 Lumens, 6-12v, with reflector, crown mounted
Taillight	Herrmans H-Cargo, 6-12v, with reflector
Rear Carrier	Tubular aluminium carrier, with platform and spring clamp, rear light mount
Accessories	Adjustable kickstand, chainguard

FOLDING EBIKE

PSF1

FRAME 
DECALS 



HIGHLIGHTS

MOTOR

Compact and strong **Bafang rear motor**.

BATTERY

Compact but full of energy. **378Wh battery**, easy to remove.


BRAKES

Promax mechanical disc brake with **160mm rotors**.

PSF1



Sizes	One size
Color	Gold and black with white decals / Gray blue and black with white decals
Frame	Rear-suspension and foldable BESV premium alloy frame with back side integrated Darfon battery, for Algorhythm eBike drive system, post disc mount, cold-forged dropout and replaceable hanger
Drive Unit	Bafang rear hub motor with torque sensor, 250W rated power, 25km/h maximum assist
Battery	Darfon integrated battery, easily removable, with floating connection port, 378Wh with 2A charger
Display	BESV HMI display with Smart APP Mode, USB port and wireless connectivity
Fork	Rigid and foldable alloy BESV fork for post mount disc brakes
Rear Shock	BESV Air shock
Crankset	BESV crank, 48T chainring, 170mm length, with chain ring guard
Bottom Bracket	Bafang bottom bracket with high quality integrated torque sensor
Pedals	Wellgo M273DU with reflectors
Rear Derailleur	Shimano Tiagra 10 speed
Shifters	Shimano Tiagra 10 speed
Cassette	Shimano Tiagra 10 speed, 11-28T
Chain	KMC e10 EPT
Wheelset	Joytech front hub, Bafang rear hub motor, for 6-bolts disc brakes, straight stainless steel spokes, 20" multichamber alloy rims for disc brakes with 32H
Tires	BESV by Duro, DB7023, 20"x1.5", wire bread, with reflective stripe
Brakeset	Promax DSK-300, 2-piston mechanical disc, with 160mm front and rear rotors
Brake Levers	Promax BL-42, 2 finger mechanical lever
Headset	1 1/8" headset, retainer bearings
Handlebar	Flat bar, 2014 alloy, width: 580mm
Stem	Folding stem FH-11, 350mm height
Grips	Comfortable gel grips with padding
Saddle	Comfortable saddle with D1 padding
Seatpost	Alloy micro-adjust, 34.9mm diameter, 17mm offset
Fenders	Front & rear fender, 3/4 length, stainless steel hardware
Headlight	Front reflector
Taillight	Rear reflector
Accessories	Kickstand



Urban eBikes

- long travel front forks
- oversized headtube for better steering stiffness
- battery capacity up to 720 WH
- equipped with fenders, carrier and kickstand mounts
- large volume tyre capacity



URBAN EBIKES





TRS Urban 1.1

FRAME 
DECALS 



HIGHLIGHTS

MOTOR

Power and long-range thanks to **Shimano EP800 motor** and **Darfon 720Wh battery**.

ADVENTURE

Ready for any adventure in any terrain with powerful light set, stealth fenders and solid rear carrier.

DRIVE SYSTEM

Go full speed with **Shimano XT/Deore 12-speed drivetrain** and stop with one finger stroke thanks to **Shimano 4-piston brakes**.

TRS Urban 1.1



Sizes	Man: S (42.5cm), M (46cm), L (49cm)
Color	Silver gloss
Frame	Full-suspension BESV premium alloy frame with down tube for integrated Darfon battery, with USB charging port and satellite switch on top tube, Shimano center-motor with protection cover, tapered 1.5" - 1.8" head tube, post disc mount, cold-forged dropout with replaceable hanger
Drive Unit	Shimano EP-800 center-motor, 250W rated power, 85Nm of torque, 25km/h maximum assist
Battery	Darfon 720Wh, integrated battery, approved for 'Shimano Service Program', with Smart 5.6-4A charger
Display	Shimano SC-E5003 side mounted LCD display
Fork	RockShox 35 Gold, 35mm stanchions, DebonAir with Motion Control, 1.1/8"-1.8" tapered alloy steerer, travel 160mm, Maxle Stealth
Rear Shock	Rock Shox Delux Select, DebonAir, rear wheel travel 150mm
Crankset	Samox for Shimano Steps, 34T chainring with ring guard
Bottom Bracket	Shimano, integrated in motor
Pedals	Wellgo, alloy body, ball bearings
Rear Derailleur	Shimano XT 12 speed
Shifters	Shimano Deore 12 speed
Cassette	Shimano Deore 12 speed, 10-51T
Chain	KMC e12Turbo, with Quick-Link
Wheelset	Shimano MT400B front and MT410B rear hub, Boost hubs spacing, for Center Lock disc brakes, straight stainless steel spokes, WTB STi27 29" multichamber alloy rims for disc brakes with 32H
Tires	Maxxis Recon Race, 29x2.25, EXO, 60 TPI wire bead
Brakeset	Hydraulic disc brake set, with 203mm front and rear rotors
Brake Levers	Hydraulic disc brake set, 3-finger lever
Headset	Acros, AZX-581, 1.8" headset, angular contact bearings, integrated cable routing
Handlebar	E-MTB riser bar, 6066 alloy, 15mm rise, sweep: 7 degree back, 35mm clamp, width: S: 760mm, M: 780mm, L: 800mm
Stem	E-MTB 3D Forged alloy stem, 35mm clamp, for internal cable routing, length: S: 35mm, M/L: 50mm
Grips	E-MTB gel grips with padding and BESV clamp
Saddle	Selle Italia Model-X Superflow eBike
Seatpost	Alloy 6066 micro-adjust, 30.9mm diameter, 3.7mm offset
Fenders	Alloy extruded fenders, front & rear 3/4 length, stainless steel hardware
Headlight	Lezyne eBike Power E115, 6-12v, 115 lux, with reflector
Taillight	Herrmans H-Cargo, 6-12v, with reflector
Rear Carrier	Tubular aluminium carrier, with Snap-IT platform and spring clamp, H-Cargo rear light mount
Accessories	Adjustable kickstand

TRS Urban 1.3

FRAME 
DECALS  



HIGHLIGHTS

MOTOR

Power and long-range thanks to **Shimano EP800 motor** and **Darfon 630Wh battery**.

ADVENTURE

Ready for any adventure in any terrain with powerful light set, stealth fenders and solid rear carrier.

HANDLING

Flawless control of traction with high performance **Rock Shox suspension** and grippy **Maxxis tires**.

TRS Urban 1.3



Sizes	Man: S (42.5cm), M (46cm), L (49cm)
Color	Nickel gray gloss
Frame	Full-suspension BESV premium alloy frame with down tube for integrated Darfon battery, with USB charging port and satellite switch on top tube, Shimano center-motor with protection cover, tapered 1.5" - 1.8" head tube, post disc mount, cold-forged dropout with replaceable hanger
Drive Unit	Shimano EP-800 center-motor, 250W rated power, 85Nm of torque, 25km/h maximum assist
Battery	Darfon 630Wh, integrated battery, approved for 'Shimano Service Program', with Smart 5.6-4A charger
Display	Shimano SC-E5003 side mounted LCD display
Fork	RockShox 35 Silver, 35mm stanchions, TurnKey with DualPosition Coil, 1.1/8"-1.8" tapered alloy steerer, travel 160mm, Maxle Stealth
Rear Shock	Rock Shox Delux Select, DebonAir, rear wheel travel 150mm
Crankset	Samox for Shimano Steps, 34T chainring with ring guard
Bottom Bracket	Shimano, integrated in motor
Pedals	Wellgo, alloy body, ball bearings
Rear Derailleur	Shimano Deore, 11 speed
Shifters	Shimano Deore, 11 speed
Cassette	11 speed, 11-51T
Chain	KMC e11Turbo, with Quick-Link
Wheelset	Disc brake front and rear hub, Boost hubs spacing, for Center Lock disc brakes, straight stainless steel spokes, WTB STi27 29" multichamber alloy rims for disc brakes with 32H
Tires	Maxxis Recon Race, 29x2.25, EXO, 60 TPI wire bread
Brakeset	Hydraulic disc brake set, with 203mm front and rear rotors
Brake Levers	Hydraulic disc brake set, 3-finger lever
Headset	Acros, AZX-581, 1.8" headset, angular contact bearings, integrated cable routing
Handlebar	E-MTB riser bar, 6066 alloy, 15mm rise, sweep: 7 degree back, 35mm clamp, width: S: 760mm, M: 780mm, L: 800mm
Stem	E-MTB 3D Forged alloy stem, 35mm clamp, for internal cable routing, length: S: 35mm, M/L: 50mm
Grips	E-MTB gel grips with padding and BESV clamp
Saddle	Selle Italia Model-X Superflow eBike
Seatpost	Alloy 6066 micro-adjust, 30.9mm diameter, 3.7mm offset
Fenders	Alloy extruded fenders, front & rear 3/4 length, stainless steel hardware
Headlight	Lezyne eBike Mini E65, 6-12v, 65 lux, with reflector
Taillight	Herrmans H-Cargo, 6-12v, with reflector
Rear Carrier	Tubular aluminium carrier, with Snap-IT platform and spring clamp, H-Cargo rear light mount
Accessories	Adjustable kickstand

TRX Urban 1.1

FRAME 
DECALS 



HIGHLIGHTS

MOTOR

Power and long-range thanks to **Shimano EP800 motor** and **Darfon 720Wh battery**.

ADVENTURE

Ready for any adventure in any terrain with powerful light set, stealth fenders and solid rear carrier.

DRIVE SYSTEM

Go full speed with **Shimano XT/Deore 12-speed drivetrain** and stop with one finger stroke thanks to **hydraulic brakes**.

TRX Urban 1.1



Sizes	Man: S (42.5cm) / M (46cm) / L (49cm), Lady: XS (43cm) / S (47cm) / M (52cm) / L (56cm)
Color	Silver gloss
Frame	Hard-tail BESV premium alloy frame with down tube for integrated Darfon battery, with USB charging port and satellite switch on top tube, Shimano center-motor with protection cover, tapered 1.5" head tube, post disc mount, cold-forged dropout with replaceable hanger
Drive Unit	Shimano EP-800 center-motor, 250W rated power, 85Nm of torque, 25km/h maximum assist
Battery	Darfon 720Wh, integrated battery, approved for 'Shimano Service Program', with Smart 5.6-4A charger
Display	Shimano SC-E5003 side mounted LCD display
Fork	RockShox Recon Silver, 32mm stanchions, TurnKey Coil, 1.1/8"-1.5" tapered alloy steerer, travel 120mm, Maxle Stealth
Crankset	Samox for Shimano Steps, 34T chainring with ring guard
Bottom Bracket	Shimano, integrated in motor
Pedals	Wellgo, alloy body, ball bearings
Rear Derailleur	Shimano XT 12 speed
Shifters	Shimano Deore 12 speed
Cassette	Shimano SLX 12 speed, 10-45T
Chain	KMC e12Turbo, with Quick-Link
Wheelset	Disc brake front and MT410B rear hub, Boost hubs spacing, for Center Lock disc brakes, straight stainless steel spokes, WTB STi27 29" multichamber alloy rims for disc brakes with 32H
Tires	Maxxis Recon Race, 29x2.25, EXO, 60 TPI wire bead
Brakeset	Hydraulic disc brake set, with 180mm front and rear rotors
Brake Levers	Hydraulic disc brake set, 3-finger lever
Headset	Acros, AZX-581, 1.5" headset, angular contact bearings, integrated cable routing
Handlebar	E-MTB riser bar, 6066 alloy, 15mm rise, sweep: 7 degree back, 31.8mm clamp, width in man version: S: 720mm, M: 740mm, L: 760mm / width in lady version: XS/S: 700mm, M/L: 720mm
Stem	3D Forged alloy City-Trekking stem, SP-Connect mount, adjustable 0-90 degree, 31.8mm clamp, integrated cable routing, width in man version: S/M: 90mm, L/XL: 110mm / width in lady version: XS/S: 65mm, M/L: 90mm
Grips	E-MTB gel grips with padding and BESV clamp
Saddle	Selle Italia S5 Superflow
Seatpost	Alloy 6066 micro-adjust, 31.6mm diameter, 3.7mm offset
Fenders	Alloy extruded fenders, front & rear 3/4 length, stainless steel hardware
Headlight	Lezyne eBike Power E115, 6-12v, 115 lux, with reflector
Taillight	Herrmans H-Cargo, 6-12v, with reflector
Rear Carrier	Tubular aluminium carrier, with Snap-IT platform and spring clamp, H-Cargo rear light mount
Accessories	Adjustable kickstand

URBAN EBIKES

TRX Urban 1.3

FRAME 
DECALS  



HIGHLIGHTS

MOTOR

Power and long-range thanks to **Shimano EP800 motor** and **Darfon 630Wh battery**.

ADVENTURE

Ready for any adventure in any terrain with powerful light set, stealth fenders and solid rear carrier.

DRIVE SYSTEM

Flawless control of traction with high performance **Rock Shox front fork** and grippy **Maxxis tires**.

TRX Urban 1.3



Sizes	Man: S (42.5cm) / M (46cm) / L (49cm), Lady: XS (43cm) / S (47cm) / M (52cm) / L (56cm)
Color	Nickel gray gloss
Frame	Hard-tail BESV premium alloy frame with down tube for integrated Darfon battery, with USB charging port and satellite switch on top tube, Shimano center-motor with protection cover, tapered 1.5" head tube, post disc mount, cold-forged dropout with replaceable hanger
Drive Unit	Shimano EP-800 center-motor, 250W rated power, 85Nm of torque, 25km/h maximum assist
Battery	Darfon 630Wh, integrated battery, approved for 'Shimano Service Program', with Smart 5.6-4A charger
Display	Shimano SC-E5003 side mounted LCD display
Fork	RockShox Recon Silver, 32mm stanchions, TurnKey Coil, 1.1/8"-1.5" tapered alloy steerer, travel 120mm, Maxle Stealth
Crankset	Samox for Shimano Steps, 34T chainring with ring guard
Bottom Bracket	Shimano, integrated in motor
Pedals	Wellgo, alloy body, ball bearings
Rear Derailleur	Shimano Deore, 10 speed
Shifters	Shimano Deore, 10 speed
Cassette	10 speed, 11-46T
Chain	KMC e10Turbo, with Quick-Link
Wheelset	Disc brake front and rear hub, Boost hubs spacing, for Center Lock disc brakes, straight stainless steel spokes, WTB STi27 29" multichamber alloy rims for disc brakes with 32H
Tires	Maxxis Recon Race, 29x2.25, EXO, 60 TPI wire bead
Brakeset	Hydraulic disc brake set, with 180mm front and rear rotors
Brake Levers	Hydraulic disc brake set, 3-finger lever
Headset	Acros, AZX-581, 1.5" headset, angular contact bearings, integrated cable routing
Handlebar	E-MTB riser bar, 6066 alloy, 15mm rise, sweep: 7 degree back, 31.8mm clamp, width in man version: S: 720mm, M: 740mm, L: 760mm / width in lady version: XS/S: 700mm, M/L: 720mm
Stem	3D Forged alloy City-Trekking stem, SP-Connect mount, adjustable 0-90 degree, 31.8mm clamp, integrated cable routing, width in man version: S/M: 90mm, L/XL: 110mm / width in lady version: XS/S: 65mm, M/L: 90mm
Grips	E-MTB gel grips with padding and BESV clamp
Saddle	Selle Italia S5 Superflow
Seatpost	Alloy 6066 micro-adjust, 31.6mm diameter, 3.7mm offset
Fenders	Alloy extruded fenders, front & rear 3/4 length, stainless steel hardware
Headlight	Lezyne eBike Mini E65, 6-12v, 65 lux, with reflector
Taillight	Herrmans H-Cargo, 6-12v, with reflector
Rear Carrier	Tubular aluminium carrier, with Snap-IT platform and spring clamp, H-Cargo rear light mount
Accessories	Adjustable kickstand



MTB eBikes

- long travel front and rear
- oversized headtube for better steering stiffness
- battery capacity up to 720 WH
- large volume tyre capacity



MOUNTAIN EBIKES





TRS 1.1

FRAME 
DECALS  



HIGHLIGHTS

MOTOR

Fast on uphill and downhill with **Shimano EP8 motor** and **Darfon 720Wh battery**.

HANDLING

Full control and traction thanks to **Maxxis DHF/DHR tires** and **Rock Shox suspension**.

GEARS & BRAKES

Go full speed with **Shimano XT 12-speed drivetrain** and stop with one finger stroke thanks to **Shimano XT 4-piston brakes**.

TRS 1.1



Sizes	Man: S (42.5cm), M (46cm), L (49cm)
Color	Nickel gray gloss
Frame	Full-suspension BESV premium alloy frame with down tube for integrated Darfon battery, with USB charging port and satellite switch on top tube, Shimano center-motor with protection cover, tapered 1.5" - 1.8" head tube, post disc mount, cold-forged dropout with replaceable hanger
Drive Unit	Shimano EP-800 center-motor, 250W rated power, 85Nm of torque, 25km/h maximum assist
Battery	Darfon 720Wh, integrated battery, approved for 'Shimano Service Program', with Smart 5.6-4A charger
Display	Shimano SC-E7000 center mounted LCD display with Bluetooth connectivity
Fork	Rock Shox ZEB Select, 38mm stanchions, Debon Air with Charger RC, 1.1/8"-1.8" tapered alloy steerer, travel 160mm, Maxle Ultimate, with RS short fender
Rear Shock	Rock Shox Delux Select, DebonAir, rear wheel travel 150mm
Crankset	Shimano EM600, 34T chainring
Bottom Bracket	Shimano, integrated in motor
Pedals	Wellgo, alloy body, ball bearings
Rear Derailleur	Shimano XT 12 speed
Shifters	Shimano XT 12 speed
Cassette	Shimano SLX 12 speed, 10-51T
Chain	KMC e12Turbo, with Quick-Link
Wheelset	Shimano XT M8110 front and rear hub, Boost hubs spacing, for Center Lock disc brakes, straight stainless steel spokes, WTB STi30 29" multichamber alloy rims for disc brakes with 32H
Tires	Front: Maxxis Minion DHF / Rear: Maxxis Minion DHR II, 29"x2.6", Normal Compound, EXO, Tubeless Ready, 60 TPI foldable, Tanwall sides
Brakeset	Shimano XT M8120, 4-piston hydraulic disc, with 203mm front and rear rotors
Brake Levers	Shimano XT M8100, 2 finger lever
Headset	Acros, AZX-581, 1.8" headset, angular contact bearings, integrated cable routing
Handlebar	E-MTB riser bar, 6066 alloy, 15mm rise, sweep: 7 degree back, 35mm clamp, width: S: 760mm, M: 780mm, L: 800mm
Stem	E-MTB 3D Forged alloy stem, 35mm clamp, for internal cable routing, length: S: 35mm, M/L: 50mm
Grips	E-MTB gel grips with padding and BESV clamp
Saddle	Selle Italia Model-X Superflow eBike
Seatpost	Kind Shock LEV-SI dropper post with remote lever, size/travel: S: 395/125mm, M: 445/150mm, L: 495/175mm, 30.9mm diameter, 0mm offset

TRS 1.3

FRAME 
DECALS  



HIGHLIGHTS

MOTOR

Fast on uphills and downhills with **Shimano EP8 motor** and **Darfon 630Wh battery**.

AGILITY

Full control on the bike with wide handlebar, short stem and long-reach frame geometry.

SUSPENSION

Long travel front and rear suspension allows you to tackle technical sections with ease.

TRS 1.3



Sizes	Man: S (42.5cm), M (46cm), L (49cm)
Color	Dark khaki green gloss
Frame	Full-suspension BESV premium alloy frame with down tube for integrated Darfon battery, with USB charging port and satellite switch on top tube, Shimano center-motor with protection cover, tapered 1.5" - 1.8" head tube, post disc mount, cold-forged dropout with replaceable hanger
Drive Unit	Shimano EP-800 center-motor, 250W rated power, 85Nm of torque, 25km/h maximum assist
Battery	Darfon 630Wh, integrated battery, approved for 'Shimano Service Program', with Smart 5.6-4A charger
Display	Shimano SC-E7000 center mounted LCD display with Bluetooth connectivity
Fork	Rock Shox Domain R, 38mm stanchions, Debon Air with Charger RC, 1.1/8"-1.8" tapered alloy steerer, travel 160mm, Maxle Ultimate, with RS short fender
Rear Shock	Rock Shox Delux Select, DebonAir, rear wheel travel 150mm
Crankset	Shimano EM600, 34T chainring
Bottom Bracket	Shimano, integrated in motor
Pedals	Wellgo, alloy body, ball bearings
Rear Derailleur	Shimano XT 12 speed
Shifters	Shimano Deore 12 speed
Cassette	Shimano Deore 12 speed, 10-51T
Chain	KMC e12Turbo, with Quick-Link
Wheelset	Shimano MT400B front and MT410B rear hub, Boost hubs spacing, for Center Lock disc brakes, straight stainless steel spokes, WTB STi30 29" multichamber alloy rims for disc brakes with 32H
Tires	Front: Maxxis Minion DHF / Rear: Maxxis Minion DHR II, 29"x2.6", Normal Compound, EXO, Tubeless Ready, 60 TPI foldable, Tanwall sides
Brakeset	Shimano M6120, 4-piston hydraulic disc, with 203mm front and rear rotors
Brake Levers	Shimano M6100, 2 finger lever
Headset	Acros, AZX-581, 1.8" headset, angular contact bearings, integrated cable routing
Handlebar	E-MTB riser bar, 6066 alloy, 15mm rise, sweep: 7 degree back, 35mm clamp, width: S: 760mm, M: 780mm, L: 800mm
Stem	E-MTB 3D Forged alloy stem, 35mm clamp, for internal cable routing, length: S: 35mm, M/L: 50mm
Grips	E-MTB gel grips with padding and BESV clamp
Saddle	Selle Italia Model-X Superflow eBike
Seatpost	Kind Shock e20i dropper post with remote lever, size/travel: S: 416/125mm, M: 472/150mm, L: 516/170mm, 30.9mm diameter, 0mm offset

TRS 1.5

FRAME 
DECALS  



HIGHLIGHTS

MOTOR

Fast on uphill and downhill with **Shimano EP8 motor** and **Darfon 630Wh battery**.

DRIVETRAIN

Always on right gear with **Shimano Deore 11-speed** and wide ratio **11-51T cassette**.

BRAKES

Full control on stopping power with **Shimano MT400, 4-piston brakes** and **203mm rotors**.

TRS 1.5



Sizes	Man: S (42.5cm), M (46cm), L (49cm)
Color	Khaki sand matt
Frame	Full-suspension BESV premium alloy frame with down tube for integrated Darfon battery, with USB charging port and satellite switch on top tube, Shimano center-motor with protection cover, tapered 1.5" - 1.8" head tube, post disc mount, cold-forged dropout with replaceable hanger
Drive Unit	Shimano EP-800 center-motor, 250W rated power, 85Nm of torque, 25km/h maximum assist
Battery	Darfon 630Wh, integrated battery, approved for 'Shimano Service Program', with Smart 5.6-4A charger
Display	Shimano SC-E5003 side mounted LCD display
Fork	RockShox 35 Gold, 35mm stanchions, DebonAir with Motion Control, 1.1/8"-1.8" tapered alloy steerer, travel 160mm, Maxle Stealth
Rear Shock	Rock Shox Delux Select, DebonAir, rear wheel travel 150mm
Crankset	Shimano EM600, 34T chainring
Bottom Bracket	Shimano, integrated in motor
Pedals	Wellgo, alloy body, ball bearings
Rear Derailleur	Shimano Deore, 11 speed
Shifters	Shimano Deore, 11 speed
Cassette	Shimano Deore, 11 speed, 11-51T
Chain	KMC e11Turbo, with Quick-Link
Wheelset	Shimano MT400B front and rear hub, Boost hubs spacing, for Center Lock disc brakes, straight stainless steel spokes, WTB STi30 29" multichamber alloy rims for disc brakes with 32H
Tires	Front: Maxxis Minion DHF / Rear: Maxxis Minion DHR II, 29"x2.6", Normal Compound, EXO, Tubeless Ready, 60 TPI foldable, Tanwall sides
Brakeset	Shimano MT420, 4-piston hydraulic disc, with 203mm front and rear rotors
Brake Levers	Shimano MT401, 2 finger lever
Headset	Acros, AZX-581, 1.8" headset, angular contact bearings, integrated cable routing
Handlebar	E-MTB riser bar, 6066 alloy, 15mm rise, sweep: 7 degree back, 35mm clamp, width: S: 760mm, M: 780mm, L: 800mm
Stem	E-MTB 3D Forged alloy stem, 35mm clamp, for internal cable routing, length: S: 35mm, M/L: 50mm
Grips	E-MTB gel grips with padding and BESV clamp
Saddle	Selle Italia Model-X Superflow eBike
Seatpost	Kind Shock e20i dropper post with remote lever, size/travel: S: 416/125mm, M: 472/150mm, L: 516/170mm, 30.9mm diameter, 0mm offset

TRX 1.3

FRAME 
DECALS 



HIGHLIGHTS

MOTOR

Powerful combination of **Shimano EP800 motor** and **Darfon 630Wh battery**.

TIRES

On the right path with **Maxxis Ardent tires**.

BRAKES

Hydraulic disc brake with 180 mm rotors.

TRX 1.3



Sizes	Man: S (42.5cm) / M (46cm) / L (49cm), Lady: XS (43cm) / S (47cm) / M (52cm)
Color	Man: Khaki sand matt, Lady: Gentle green matt
Frame	Hard-tail BESV premium alloy frame with down tube for integrated Darfon battery, with USB charging port and satellite switch on top tube, Shimano center-motor with protection cover, tapered 1.5" head tube, post disc mount, cold-forged dropout with replaceable hanger
Drive Unit	Shimano EP-800 center-motor, 250W rated power, 85Nm of torque, 25km/h maximum assist
Battery	Darfon 630Wh, integrated battery, approved for 'Shimano Service Program', with Smart 5.6-4A charger
Display	Shimano SC-E5003 side mounted LCD display
Fork	RockShox Recon Silver, 32mm stanchions, TurnKey Coil, 1.1/8"-1.5" tapered alloy steerer, travel 120mm, Maxle Stealth
Crankset	Shimano EM600, 34T chainring
Bottom Bracket	Shimano, integrated in motor
Pedals	Wellgo, alloy body, ball bearings
Rear Derailleur	Shimano Deore, 11 speed
Shifters	Shimano Deore, 11 speed
Cassette	11 speed, 11-51T
Chain	KMC e11Turbo, with Quick-Link
Wheelset	Disc brake front and rear hub, Boost hubs spacing, for Center Lock disc brakes, straight stainless steel spokes, WTB STi27 29" multichamber alloy rims for disc brakes with 32H
Tires	Maxxis Ardent, 29"x2.4", Normal Compound, EXO, 60 TPI foldable
Brakeset	Hydraulic disc brake set, with 180mm front and rear rotors
Brake Levers	Hydraulic disc brake set, 2-finger lever
Headset	Acros, AZX-581, 1.5" headset, angular contact bearings, integrated cable routing
Handlebar	E-MTB riser bar, 6066 alloy, 15mm rise, sweep: 7 degree back, 31.8mm clamp, width in man version: S: 720mm, M: 740mm, L: 760mm / width in lady version: XS/S: 700mm, M/L: 720mm
Stem	E-MTB 3D Forged alloy stem, 31.8mm clamp, for internal cable routing, length in man version: S: 60mm, M/L: 80mm / length in lady version: XS/S: 45mm, M/L: 60mm
Grips	E-MTB gel grips with padding and BESV clamp
Saddle	Selle Italia Model-X Superflow eBike
Seatpost	Alloy 6066 micro-adjust, 31.6mm diameter, 3.7mm offset

TRX 1.5

FRAME 
DECALS 



HIGHLIGHTS

MOTOR

Enjoy every path with power of **Shimano EP800 motor** combined with **Darfon 504Wh battery**.

TIRES

On the right path with **Maxxis Ardent tires**.

BRAKES

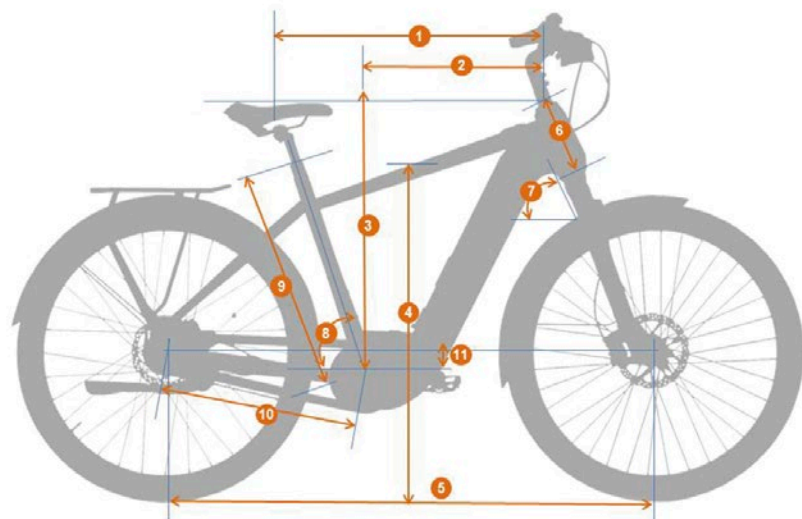
Hydraulic disc brake with 203/180 mm rotors.

TRX 1.5



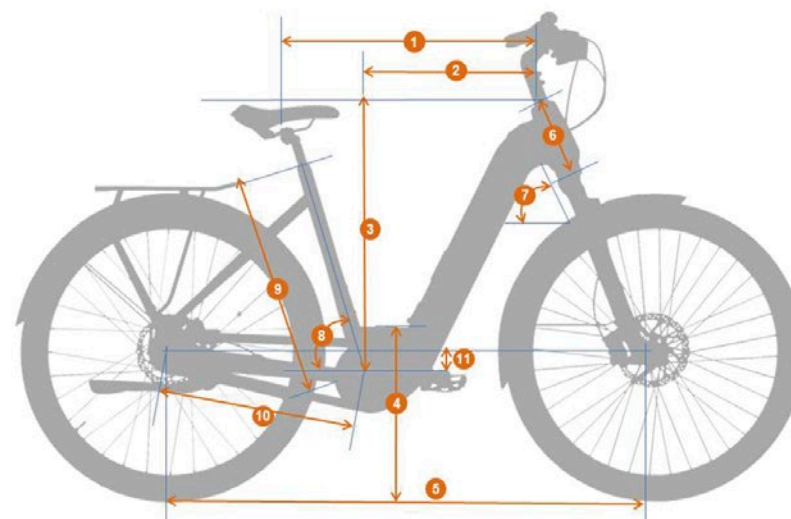
Sizes	Man: S (42.5cm) / M (46cm) / L (49cm), Lady: XS (43cm) / S (47cm) / M (52cm)
Color	Man: Dark red glos, Lady: Mint blue gloss
Frame	Hard-tail BESV premium alloy frame with down tube for integrated Darfon battery, with USB charging port and sattelite swich on top tube, Shimano center-motor with protection cover, tapered 1.5" head tube, post disc mount, cold-forged dropout with replaceable hanger
Drive Unit	Shimano EP-800 center-motor, 250W rated power, 85Nm of torque, 25km/h maximum assist
Battery	Darfon 504Wh, integrated battery, approved for 'Shimano Service Program', with Smart 2A charger
Display	Shimano SC-E5003 side mounted LCD display
Fork	RockShox Recon Silver, 32mm stanchions, TurnKey Coil, 1.1/8"-1.5" tapered alloy steerer, travel 120mm, Maxle Stealth
Crankset	Samox for Shimano Steps, 34T chainring
Bottom Bracket	Shimano, integrated in motor
Pedals	Wellgo, alloy body, ball bearings
Rear Derailleur	Shimano Deore, 10 speed
Shifters	Shimano Deore, 10 speed
Cassette	10 speed, 11-46T
Chain	KMC e10Turbo, with Quick-Link
Wheelset	Disc brake front and rear hub, Boost hubs spacing, for Center Lock disc brakes, streight stainless steel spokes, WTB STi27 29" multichamber alloy rims for disc brakes with 32H
Tires	Maxxis Ardent, 29"x2.4", Normal Compound, EXO, 60 TPI wire
Brakeset	Hydraulic disc brake set, with 180mm front and rear rotors
Brake Levers	Hydraulic disc brake set, 2-finger lever
Headset	Acros, AZX-581, 1.5" headset, angular contact bearings, integrated cable routing
Handlebar	E-MTB riser bar, 6066 alloy, 15mm rise, sweep: 7 degree back, 31.8mm clamp, width in man version: S: 720mm, M: 740mm, L: 760mm / width in lady version: XS/S: 700mm, M/L: 720mm
Stem	E-MTB 3D Forged alloy stem, 31.8mm clamp, for internal cable routing, length in man version: S: 60mm, M/L: 80mm / length in lady version: XS/S: 45mm, M/L: 60mm
Grips	E-MTB gel grips with padding and BESV clamp
Saddle	Selle Italia Model-X Superflow eBike
Seatpost	Alloy 6066 micro-adjust, 31.6mm diameter, 3.7mm offset

CT and TR 1.series – Man



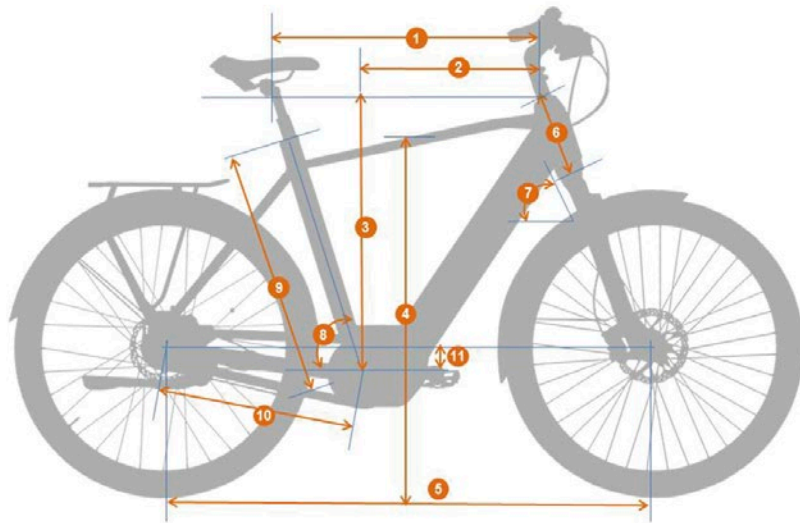
	FRAME SIZE	S	M	L	XL
	RIDER HEIGHT	165-176CM	174-185CM	183-195CM	190-205CM
1	Top Tube Length	595	600	610	625
2	Frame reach	398.5	401	415	428
3	Stack	642	651	656	665
4	Stand over height	836	865	882	903
5	Wheel Base	1158	1164	1181	1197
6	Head Tube Length	145	155	160	170
7	Head Tube Angel	68.5°	68.5°	68.5°	68.5°
8	Seat tube angle	73.5°	73.5°	73.5°	73.5°
9	Seat tube Length	470	520	560	600
10	Chainstay Length	487	487	487	487
11	BB Drop	60	60	60	60

CT and TR 1.series, TRX, TRX Urban – Lady



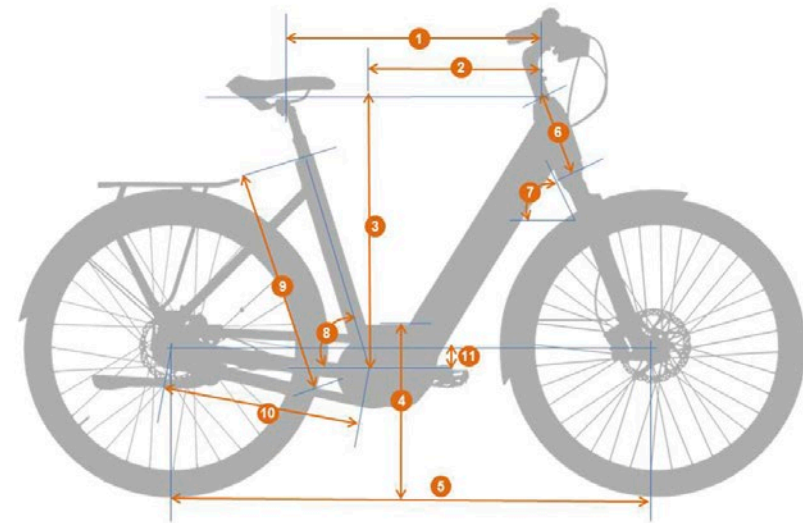
	FRAME SIZE	XS	S	M	L
	RIDER HEIGHT	150-165CM	164-175CM	175-188CM	187-198CM
1	Top Tube Length	595	610	620	630
2	Frame reach	398.5	410	425.5	432.8
3	Stack	642	652	656	665
4	Stand over height	542	542	534	534
5	Wheel Base	1158	1174	1190	1202
6	Head Tube Length	145	155	160	170
7	Head Tube Angel	68.5°	68.5°	68.5°	68.5°
8	Seat tube angle	73.5°	73.5°	73.5°	73.5°
9	Seat tube Length	430	470	520	560
10	Chainstay Length	487	487	487	487
11	BB Drop	60	60	60	60

CT and TR 2.series – Man



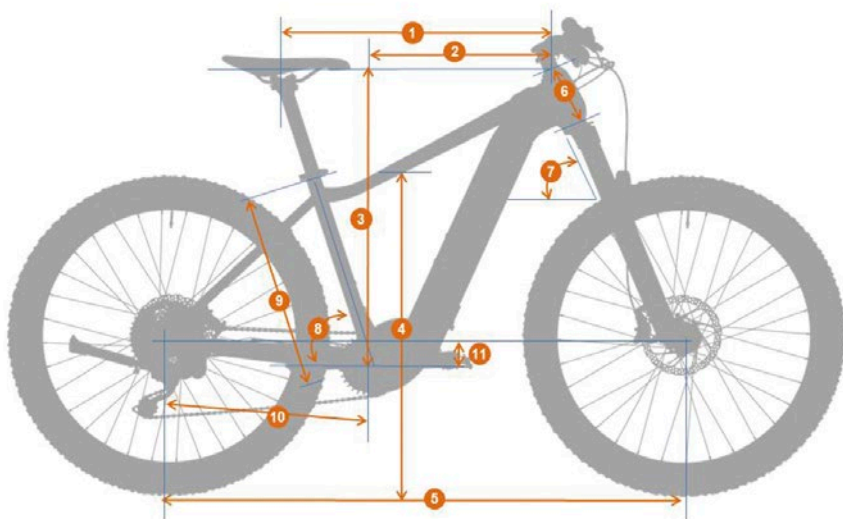
FRAME SIZE		L	XL
RIDER HEIGHT		173-188CM	185-200CM
1	Top Tube Length	610	630
2	Frame reach	407	427
3	Stack	661	663
4	Stand over height	833	864
5	Wheel Base	1158	1172
6	Head Tube Length	190	190
7	Head Tube Angel	69.5°	70°
8	Seat tube angle	73°	73°
9	Seat tube Length	550	600
10	Chainstay Length	485	485
11	BB Drop	65	65

CT and TR 2.series – Lady



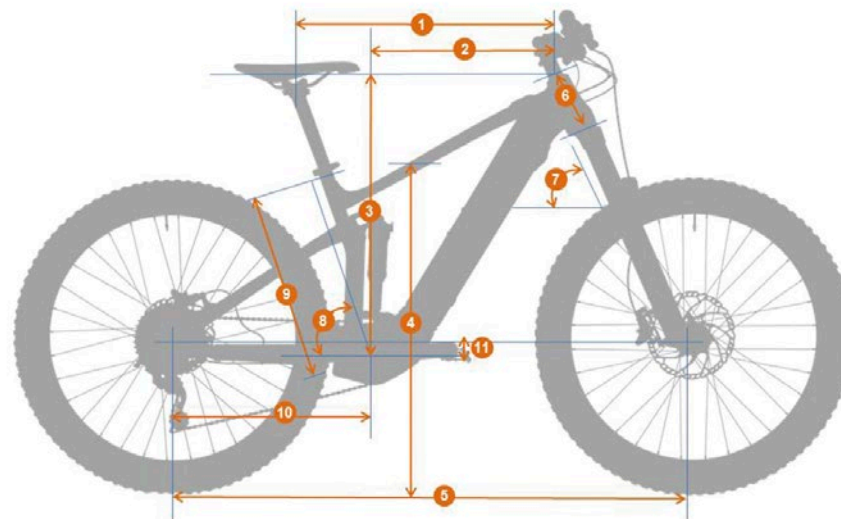
FRAME SIZE		S	M	L
RIDER HEIGHT		160-175CM	170-185CM	180-195CM
1	Top Tube Length	590	590	610
2	Frame reach	388	388	407
3	Stack	659	659	661
4	Stand over height	408	408	408
5	Wheel Base	1144	1144	1158
6	Head Tube Length	190	190	190
7	Head Tube Angel	69°	69°	69.5°
8	Seat tube angle	73°	73°	73°
9	Seat tube Length	450	500	550
10	Chainstay Length	485	485	485
11	BB Drop	65	65	65

TRX and TRX Urban models



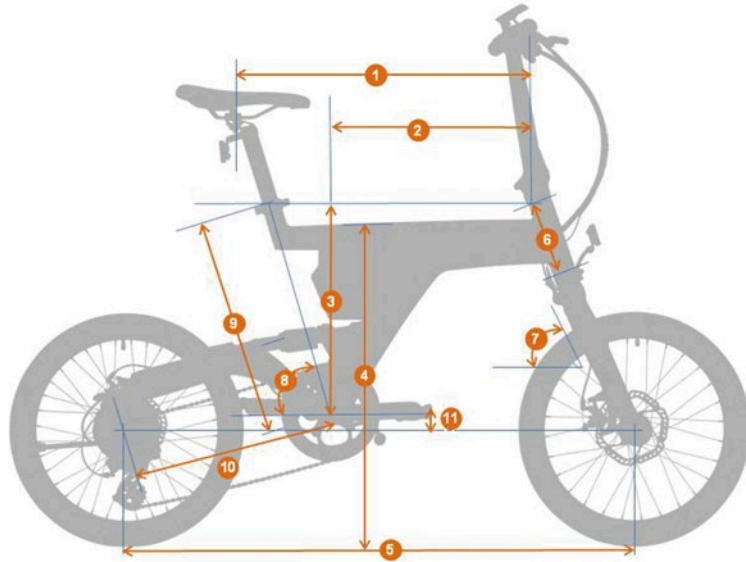
	FRAME SIZE	S	M	L
	RIDER HEIGHT	163-176CM	174-188CM	185-197CM
1	Top Tube Length	627	644	670
2	Frame reach	420	435	460
3	Stack	639	644	648
4	Stand over height	813	828	835
5	Wheel Base	1164	1180	1207
6	Head Tube Length	120	125	130
7	Head Tube Angel	68.5°	68.5°	68.5°
8	Seat tube angle	72°	72°	72°
9	Seat tube Length	425	460	490
10	Chainstay Length	460	460	460
11	BB Drop	50.7	50.7	50.7

TRS and TRS Urban models



	FRAME SIZE	S	M	L
	RIDER HEIGHT	165-175CM	174-187CM	185-195CM
1	Top Tube Length	599	621	657.5
2	Frame reach	420	440	475
3	Stack	612	613	612
4	Stand over height	836	841	844
5	Wheel Base	1218	1240	1278
6	Head Tube Length	120	125	130
7	Head Tube Angel	65°	65°	65°
8	Seat tube angle	70°	70°	70°
9	Seat tube Length	425	460	490
10	Chainstay Length	465	465	465
11	BB Drop	15	15	15

PSF1



	FRAME SIZE	ONE SIZE
1	Top Tube Length	633.5
2	Frame reach	437
3	Stack	431
4	Stand over height	676
5	Wheel Base	1057
6	Head Tube Length	145
7	Head Tube Angel	71°
8	Seat tube angle	73°
9	Seat tube Length	449
10	Chainstay Length	428
11	BB Drop	40.7

D I S T R I B U T O R S

ACTION SPORTS SRL

Avenue Peltzer 64/1 | 4800 Verviers | Belgium
info@actionsports.be
Service Hotline: +32 87 89 97 70

GROFA® ACTION SPORTS GMBH

Otto-Hahn-Straße 17 | D-65520 Bad Camberg | Germany
info@grofa.com
Service Hotline: +49 6434 2008 200

THE DUTCH BIKE COMPANY

Florijnweg 23e | 6883 JN Velp | The Netherlands
info@dutchbikecompany.nl
Phone: +31 26 303 3820

WITT A/S


Gødstrup Søvej 9 | 7400 Herning | Danmark
info@witt.dk
Service Hotline: +45 70 25 23 23

ALL SPECIFICATIONS SUBJECT TO CHANGE WITHOUT NOTICE.
For the most current specifications, geometry and bike images please visit the BESV website: www.besv.eu



BESV

PRESENTED BY



9 509718 857599 >